

Vital Stats

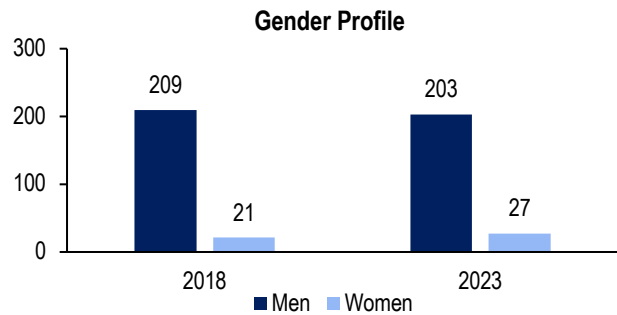
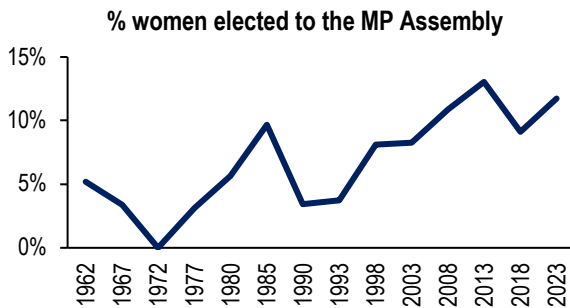
Profile of the 16th Madhya Pradesh Legislative Assembly

Results of the election to the 16th Madhya Pradesh (MP) Legislative Assembly were declared on December 4, 2023. The MP Assembly has 230 seats. This note examines the profiles of the incoming Members of Legislative Assembly (MLAs) and compares it with the previous term of the Assembly.

BJP wins more than 70% of seats

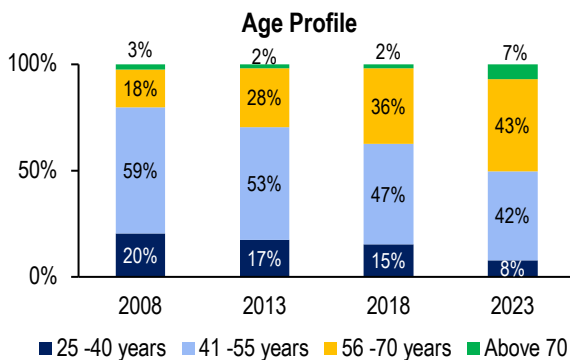
Political Party	2018	2023
Bharatiya Janata Party	109	163
Indian National Congress	114	66
Bharat Adivasi Party	0	1
Bahujan Samaj Party	2	0
Samajwadi Party	1	0
Independent	4	0

Proportion of women in the MP Assembly has never exceeded 13%



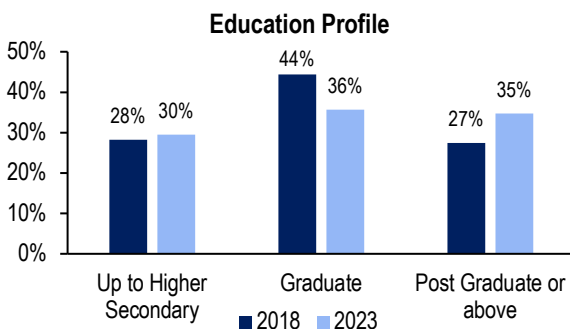
- In 2013, women won 30 of 230 seats (13%). In 2023, 27 constituencies have elected a woman MLA.

Assembly growing older; 50% of MLAs above 55 years



- The proportion of older MLAs has been increasing in the MP Assembly. In 2023, 50% of MLAs are above the age of 55. This proportion was 38% in 2018, 30% in 2013, and 21% in 2008.
- The average age of women elected to the 16th MP Assembly is 50 years, compared to 56 years for men.

Increase in number of MLAs with a postgraduate degree



- The proportion of MLAs with a school education and those with at least a graduate degree has broadly remained similar in 2023 when compared to 2018.
- 78% of women and 69% of men elected to the 16th MP Assembly have at least a graduate degree. Seven members have doctorates.

Sources: Election Commission of India (results.eci.gov.in); Candidate affidavits uploaded on ECI website; MyNeta (<https://www.myneta.info>); PRS.
Note: This analysis does not account for any changes in the Assembly due to bye-elections.

DISCLAIMER: This document is being furnished to you for your information. You may choose to reproduce or redistribute this report for non-commercial purposes in part or in full to any other person with due acknowledgement of PRS Legislative Research ("PRS"). The opinions expressed herein are entirely those of the author(s). PRS makes every effort to use reliable and comprehensive information, but PRS does not represent that the contents of the report are accurate or complete. PRS is an independent, not-for-profit group. This document has been prepared without regard to the objectives or opinions of those who may receive it.