

# Vital Stats

## Profile of the 11<sup>th</sup> Sikkim Legislative Assembly

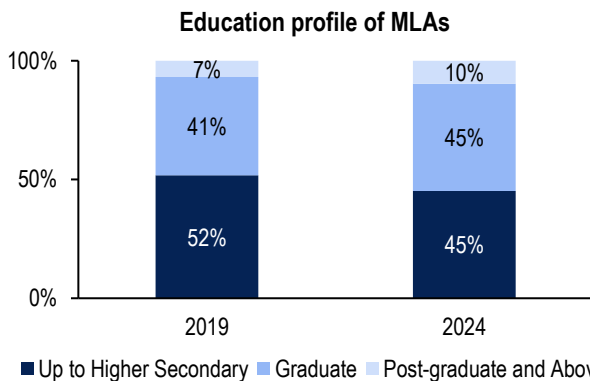
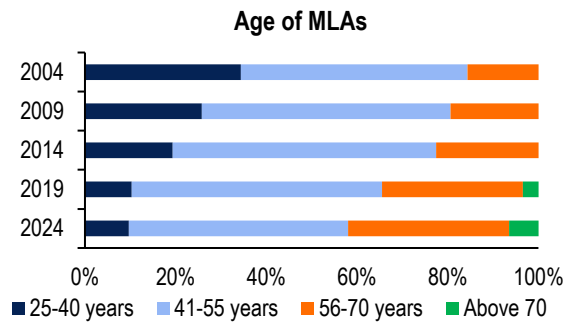
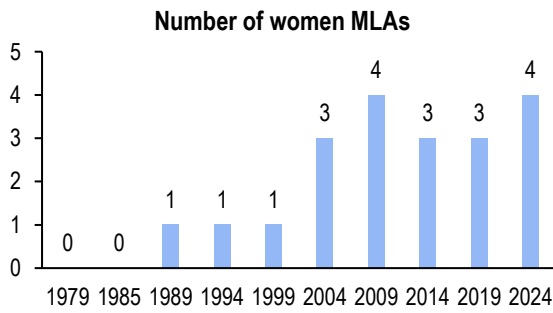
Results of the election to the 11<sup>th</sup> Sikkim Legislative Assembly were declared on June 2, 2024. The Sikkim Assembly has 32 seats. This note compares the profiles of the incoming elected Members of Legislative Assembly (MLAs) with that of the previous term of the Assembly.

### SKM wins a majority with 31 out of 32 seats

Party	2004	2009	2014	2019	2024
Sikkim Krantikari Morcha	--	--	10	17	31
Sikkim Democratic Front	31	32	22	15	1
Indian National Congress	1	0	0	0	0

- The Sikkim Krantikari Morcha (SKM) won 31 of the 32 seats. Previously in 2004, Sikkim Democratic Front (SDF) had won all seats barring one, and in 2009, SDF had won all 32 seats in the Assembly.

### Four women elected; newly elected MLAs are older and more educated



- In 2024, four women have been elected to the Assembly, one more than in 2019.
- The average age of the newly elected MLAs is 53. The proportion of MLAs above 55 years has increased from 34% in 2019 to 42% in 2024.
- The proportion of MLAs with at least an undergraduate degree has gone up from 48% in 2019 to 55% in 2024.

Note: In 2009 and 2014, one candidate won from two constituencies. In 2019, three candidates won from two constituencies each. In 2024, one candidate has won from two constituencies. Numbers have been adjusted to prevent double-counting in the charts on age and education. This analysis does not account for any changes in the Assembly due to bye-elections

Sources: Election Commission of India ([results.eci.gov.in](https://results.eci.gov.in)); Candidate Affidavits uploaded on ECI; MyNeta (<https://www.myneta.info>); PRS.

**DISCLAIMER:** This document is being furnished to you for your information. You may choose to reproduce or redistribute this report for non-commercial purposes in part or in full to any other person with due acknowledgement of PRS Legislative Research ("PRS"). The opinions expressed herein are entirely those of the author(s). PRS makes every effort to use reliable and comprehensive information, but PRS does not represent that the contents of the report are accurate or complete. PRS is an independent, not-for-profit group. This document has been prepared without regard to the objectives or opinions of those who may receive it.