

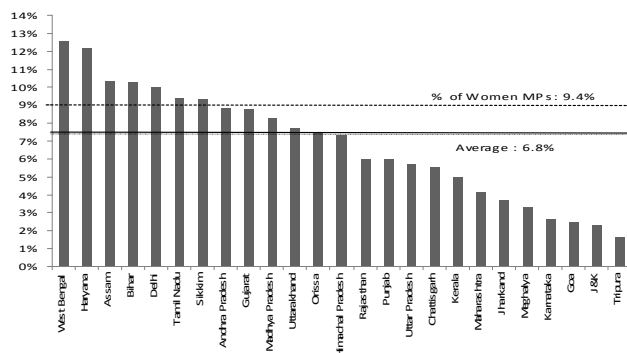
Vital Stats

Women in Parliament and State Legislatures

The Women's Reservation Bill was introduced during Budget Session 2008 in the Rajya Sabha. The Bill aims to reserve 33% of seats for women across central and state legislatures. We look at the current profile of women in parliament and state assemblies.

Women make up less than 10% of all MPs and less than 7% of all MLAs

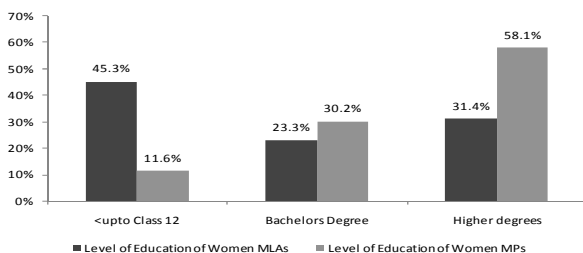
Proportion of women legislators across state assemblies



- There are a total of 51 women MPs in the 14th Lok Sabha and 280 women MLAs across all state assemblies.
- There are a total of 543 MPs in parliament and 4120 MLAs across all state assemblies.
- On average, less than one in ten legislators in parliament or state assemblies is a woman.
- West Bengal (13%), and Haryana (12%), have the greatest proportion of women in their respective state assemblies. Tamil Nadu and Andhra Pradesh have 9% each.
- Manipur, Mizoram, Nagaland, Arunachal Pradesh and Puducherry have no women in their state assemblies.

About 55% of women MLAs and 90% of women MPs hold college degrees

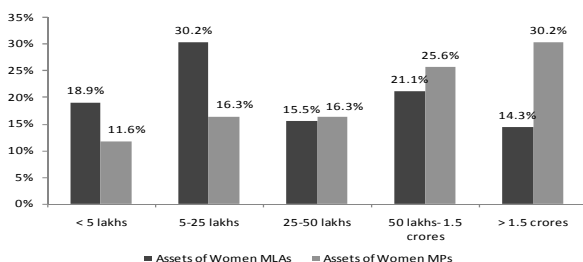
Education levels of women legislators



- 50% of women MLAs in Kerala, Madhya Pradesh and Delhi have higher degrees.
- 83% of women legislators in the Bihar assembly are educated only upto Class 12.
- No woman MLA in Goa, Jharkhand, Tripura or Uttarakhand was educated beyond Class 12.

Women MPs tend to be richer than their counterparts in state assemblies

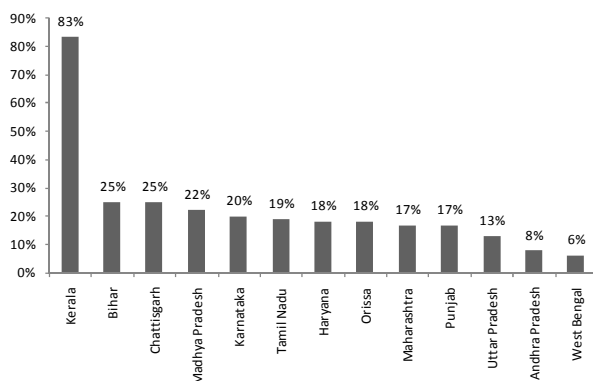
Household assets of women legislators



- Over 55% of women MPs and 35% of women MLAs have household assets worth more than 50 lakhs.
- Three of the five women MLAs in Himachal Pradesh have household assets worth more than Rs 1.5 crore.
- 35% of women legislators in Tamil Nadu and around 39% in West Bengal have household assets below Rs 5 lakh.

13% of women MLAs and 14% of women MPs have criminal records

Proportion of women legislators with criminal records



- Women legislators in 11 states do not have criminal records. These states are Assam, Delhi, Goa, Gujarat, Himachal Pradesh, Jharkhand, Meghalaya, Rajasthan, Sikkim, Tripura and Uttarakhand.
- 83% of women MLAs in Kerala have criminal records.
- One in four women legislators in Bihar has a criminal record.
- 13% of women MLAs in UP have criminal records.

Notes:

1. The data has been compiled from affidavits filed by legislators with the Election Commission and posted on www.eci.gov.in.
2. The data is based on the elections to parliament and state assemblies conducted upto 2007. Elections held in 2008 are not included.
3. The affidavits of some MPs/MLAs were either not available or illegible. For overall percentage figures, the sample size was 51 MPs and 280 MLAs. The data for education level was based on a sample size of 258 MLAs and 43 MPs while that for household assets was based on a sample size of 265 MLAs and 43 MPs. Data on criminal charges was based on a sample size of 263 MLAs and 42 MPs. Criminal records were not available for Arunachal Pradesh, Manipur, Mizoram, Nagaland, Jammu and Kashmir and Puducherry.
4. 'Household assets' are defined as assets of the legislator herself alongwith those of the spouse and any dependants.

DISCLAIMER: This document is being furnished to you for your information. You may choose to reproduce or redistribute this report for non-commercial purposes in part or in full to any other person with due acknowledgement of PRS Legislative Research ("PRS"). The opinions expressed herein are entirely those of the author(s). PRS makes every effort to use reliable and comprehensive information, but PRS does not represent that the contents of the report are accurate or complete. PRS is an independent, not-for-profit group. This document has been prepared without regard to the objectives or opinions of those who may receive it.