

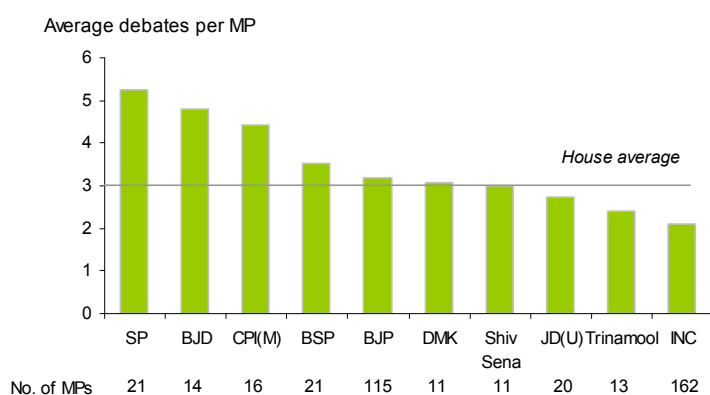
# Vital Stats

## MP participation in Monsoon Session 2010

Though both Houses lost significant amount of time to disruptions, this session saw wide participation from across the spectrum. In all, 86% of all MPs contributed to the work in Parliament, either through debates, questions or private members' bills.

### Among the larger parties<sup>1</sup>, Congress MPs recorded the lowest participation in debates

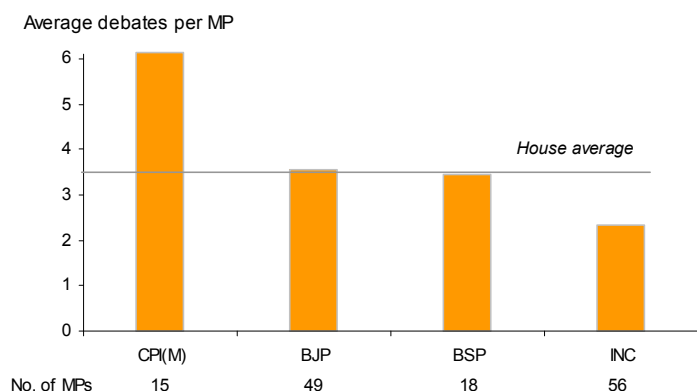
Party participation in debates in Lok Sabha



- Ministers represent the Government in Parliament and do not ask questions, participate in debates as ordinary members, or introduce private members' bills. The Speaker and Deputy Speaker follow similar conventions.
- This session, the other 479 MPs in Lok Sabha averaged 3.0 debates, 19 questions and 0.05 private members' bills.
- Among the larger parties (with at least 10 MPs in the House), Samajwadi Party recorded the highest participation in debates (5.2 per MP) and almost matched the average in raising questions. They however did not introduce any private members' bill.
- On the debates metric, Congress had the lowest score. An average Congress MP participated in 2.1 debates, raised 19 questions and introduced 0.05 private members' bills.

### CPI(M) topped the charts in debates participation in Rajya Sabha

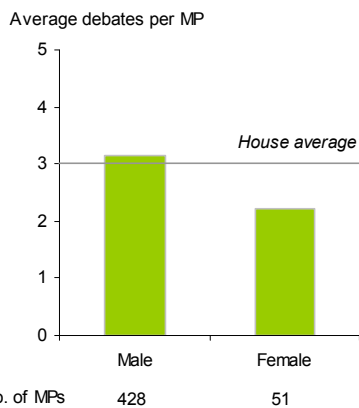
Party participation in debates in Rajya Sabha



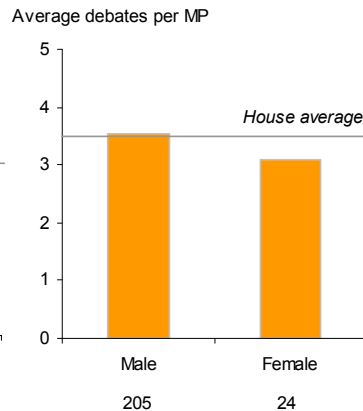
- Excluding ministers and the deputy chairman, the current strength of Rajya Sabha is 229 MPs.
- CPI(M) MPs, with an average 6.1 debates per MP, lead the House in debates participation.
- As in Lok Sabha, Congress MPs recorded lower than average participation in debates (2.3 per MP), but matched their colleagues in questions (20 per MP) and private members' bills (0.07 per MP)
- Both in Rajya Sabha and Lok Sabha, the second largest party, BJP, remained close to the average on all three accounts.

## Female MPs were less active in Lok Sabha but matched their colleagues in Rajya Sabha

Lok Sabha



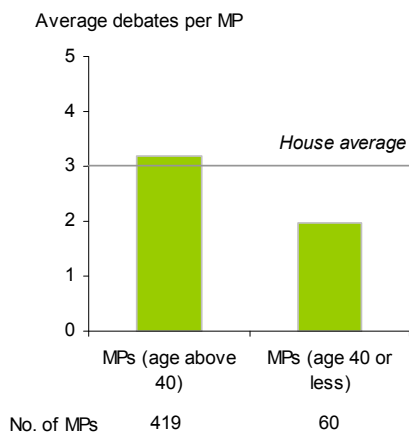
Rajya Sabha



- Female MPs form 10.6% of the 479 non-ministerial members in Lok Sabha (51 MPs) and 10.5% in Rajya Sabha (24 MPs).
- An average female MP participated in 2.2 debates in Lok Sabha, posed 13 questions and introduced 0.02 private members' bills. Their male counterparts recorded a higher average on all three accounts – 3.1 debates, 20 questions and 0.05 private members' bills.
- The situation was somewhat different in Rajya Sabha. Here, though female MPs trailed behind in debates (female 3.1 v/s male 3.5), they outdid their male colleagues in questions (female 25 v/s male 18) and private members' bills (female 0.08 v/s male 0.07).

## Senior MPs recorded higher participation in Lok Sabha

Lok Sabha



- Young (under 40) MPs form 12.5% of the 479 non-ministerial MPs in Lok Sabha (60 MPs). They outdid their senior colleagues in questions; however trailed behind in debates and private members' bills.
- An average young MP participated in 2.0 debates, raised 21 questions and introduced 0.02 private members' bills. In comparison, their senior counterparts spoke in 3.2 debates, raised 19 questions and introduced 0.05 private members' bills.

### Notes:

- All parties with a strength of 10 or more MPs have been considered
- The metrics on activity of MPs is collated from data on the Parliament website. Debates provide a count of all occasions when the MP spoke in Parliament - on Bills, during zero hour, special mentions, under rules 377, 193 etc. Questions provide a count of the total number of questions - starred and unstarred - posed by the MP and admitted to be answered. Private Member Bills refer to all Bills introduced by the MP.

**DISCLAIMER:** This document is being furnished to you for your information. You may choose to reproduce or redistribute this report for non-commercial purposes in part or in full to any other person with due acknowledgement of PRS Legislative Research ("PRS"). The opinions expressed herein are entirely those of the author(s). PRS makes every effort to use reliable and comprehensive information, but PRS does not represent that the contents of the report are accurate or complete. PRS is an independent, not-for-profit group. This document has been prepared without regard to the objectives or opinions of those who may receive it.