

2021 Census – Bulletin 1

Population characteristics

Ian Cope

Chief Statistician,
Statistics Jersey

Kim Guegan

Census Manager,
Statistics Jersey

What we will cover today

- Census background & pandemic context
- 2021 population & changes from 2011 and 2019 Population Estimate
- Data on net migration and recent arrivals
- Census processing and quality assurance
- Population by age, sex and Parish
- Place of birth
- Residential and employment status
- Time for questions

Census 2021 - background

- Census day was 21 March 2021
- Entire project run in-house by Statistics Jersey
- Address list of around 50,000 addresses compiled from four address databases
 - Plus on-the-ground validation of all addresses before census day
- Most forms delivered by Jersey Post, (~4,000) hand-delivered by census enumerators before census day
- 27,000 paper forms, and 13,000 online returns within 4 days of census day
- Census Officers followed up non-responding households until end June
- Final response rate of 99.5%; of which 31% online

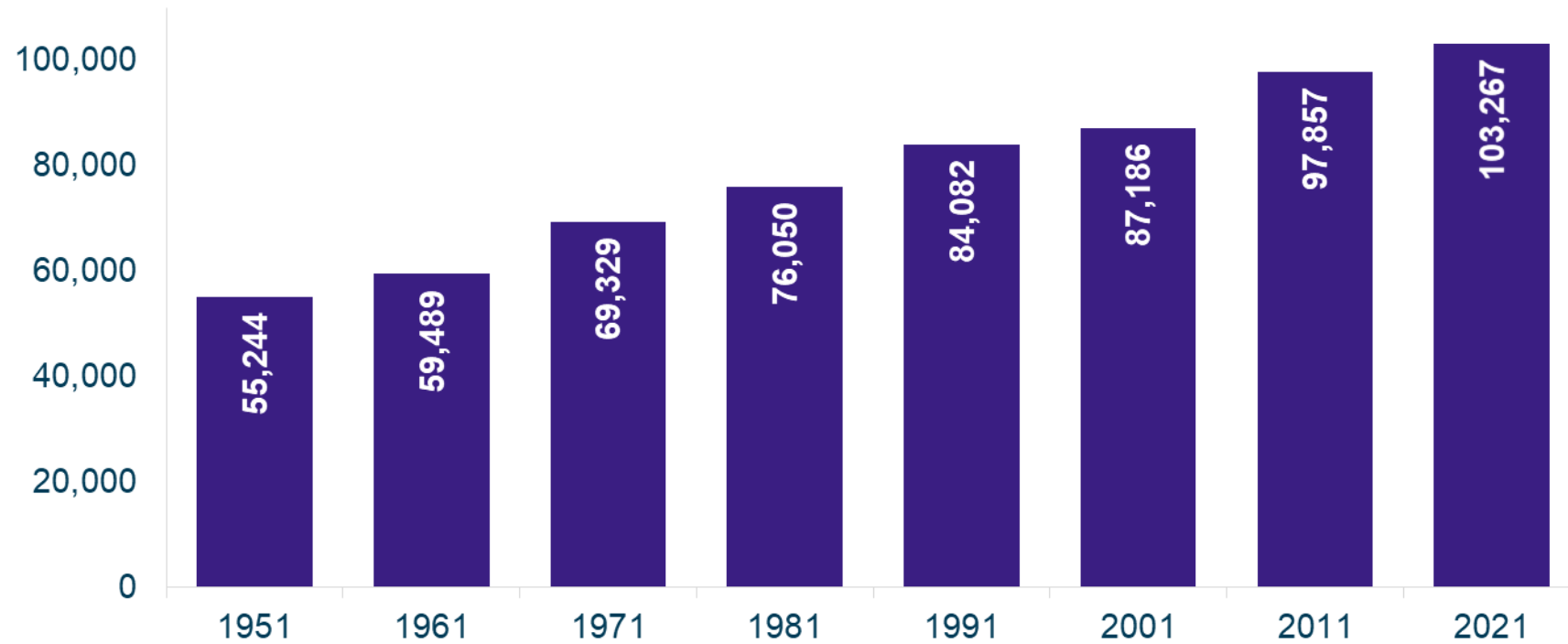
Pandemic context to the 2021 Census

- 15 March 2021: restrictions preventing household mixing were lifted
- At the time of the census (21 March 2021):
 - All travel destinations classified Red under Safer Travel Policy
10-day isolation for all arrivals (PCR tested on arrival and at days five and ten)
 - Public health guidance to work from home when possible (not a legal requirement)
- 2 April 2021: drinks-only hospitality re-opened
- 26 April: return to a Red, Amber, Green classification for UK regions
 - International destinations remained classified Red

2021 population

103,267

Resident population continues to rise



- Population has increased by 5,400 (5.5%) since 2011
- Around half of the 9,071 (10%) rise from 2001 to 2011*

**including 2001 undercount*

Changes since the 2011 census

	Contribution to change
Natural growth (excess of births over deaths)	2,100
Net migration (into the Island)	3,300
Total census change 2011 – 2021	5,400

Effects of Covid-19 travel restrictions

	2021	2011
Residents of Jersey, absent on census day	2,205	6,061
Short-term visitors	480	2,052

- Effects of Covid-19 travel restrictions are clear in comparison to 2011
- Reductions of Jersey residents absent from the Island (absent residents are still counted)
- Reduction in short-term visitors (not included in census count)

2019 Population Estimates vs 2021 Census

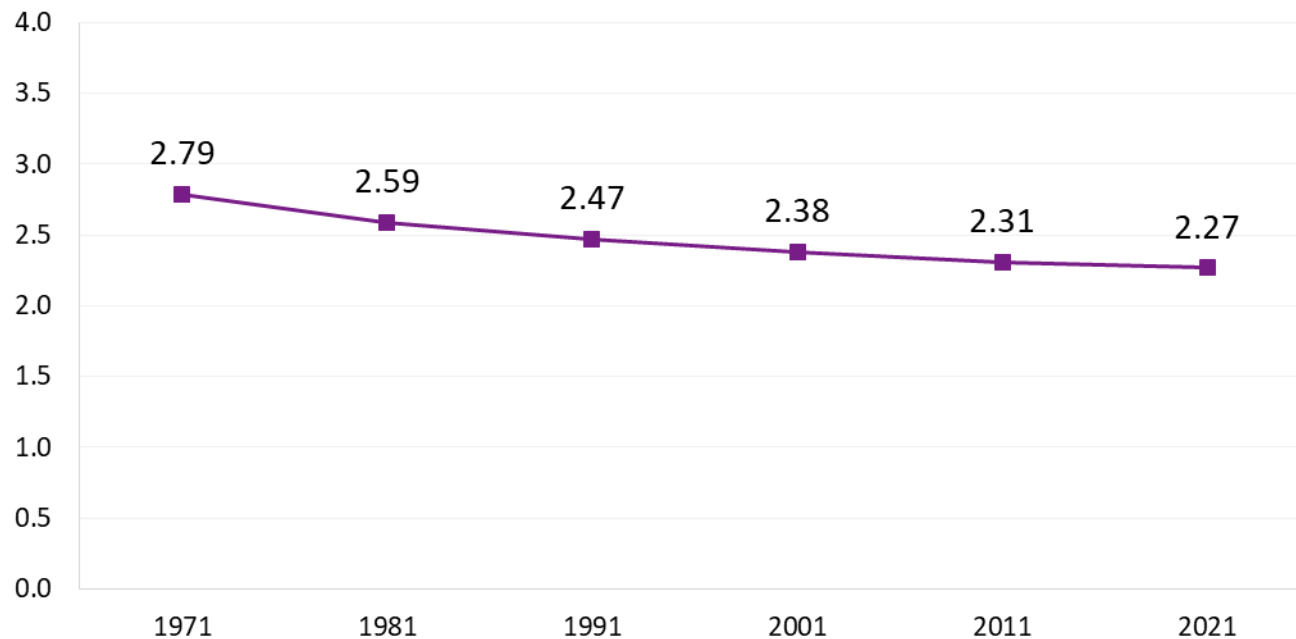
2019 population estimate (year-end):	107,800
2021 Census population (March) :	103,267
Difference:	4,533

Our best estimate, based on preliminary analysis, is that:

- Population estimates for years up to 2019 were overstated, resulting in 2019 population estimate being about 3,000 overstated
- 1,500 people left Jersey, or did not arrive, due to Brexit and the pandemic

Analyses of dwellings

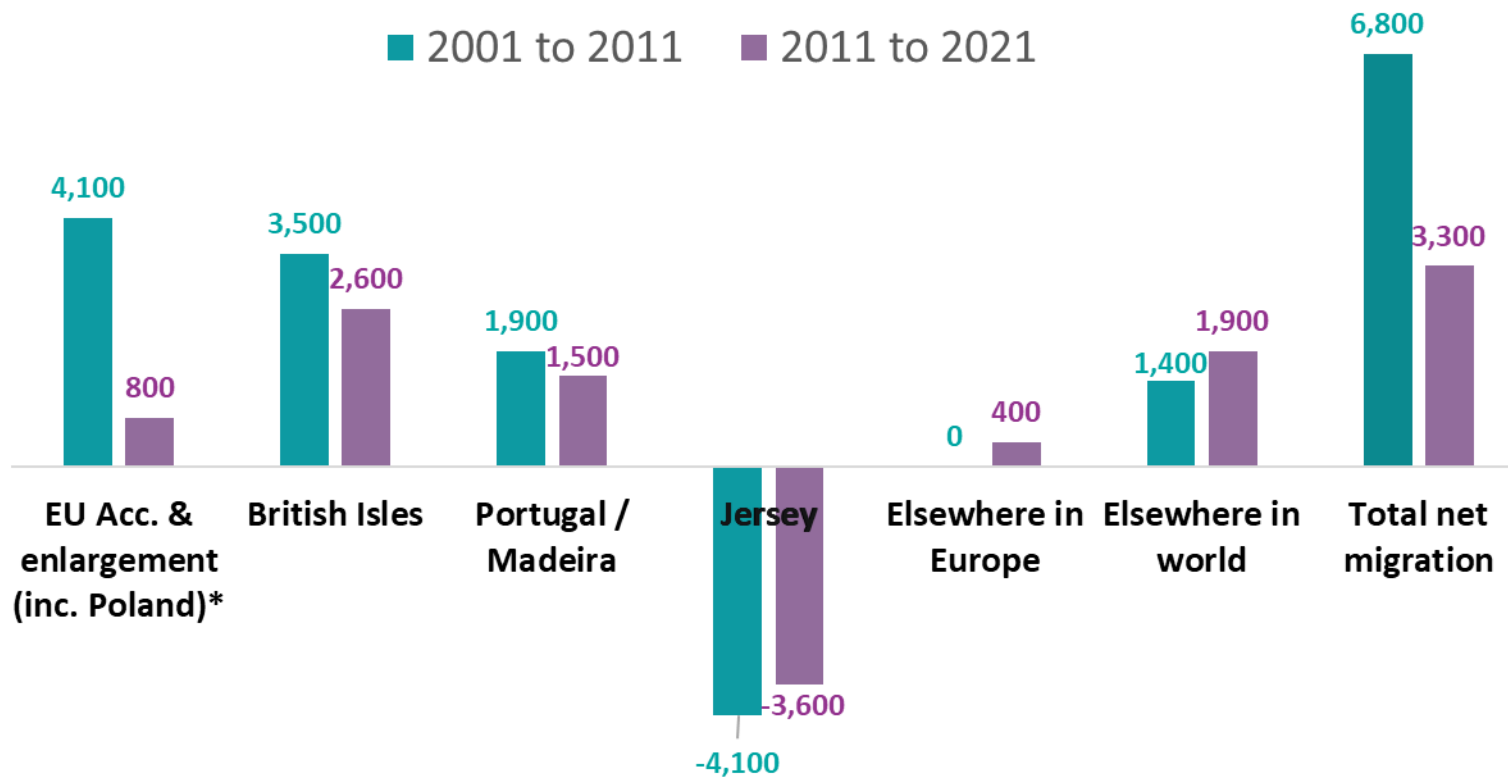
Persons per dwelling continues to decline



- Persons per dwelling consistent with previous censuses – slow decline
- 48,610 private dwellings (+9%)
- 4,027 vacant dwellings in 2021
 - 3,103 vacants in 2011
- Vacant rate of 8.3% (6.9% in 2011)
 - May be a result of Covid impacts

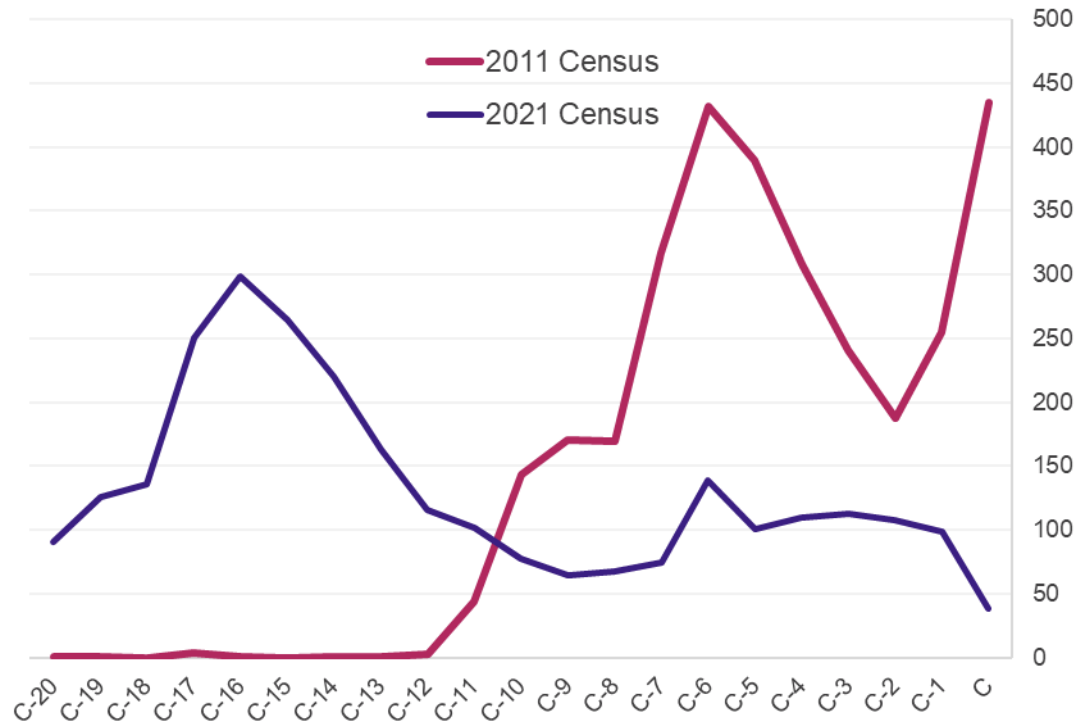
Net Migration

Net migration



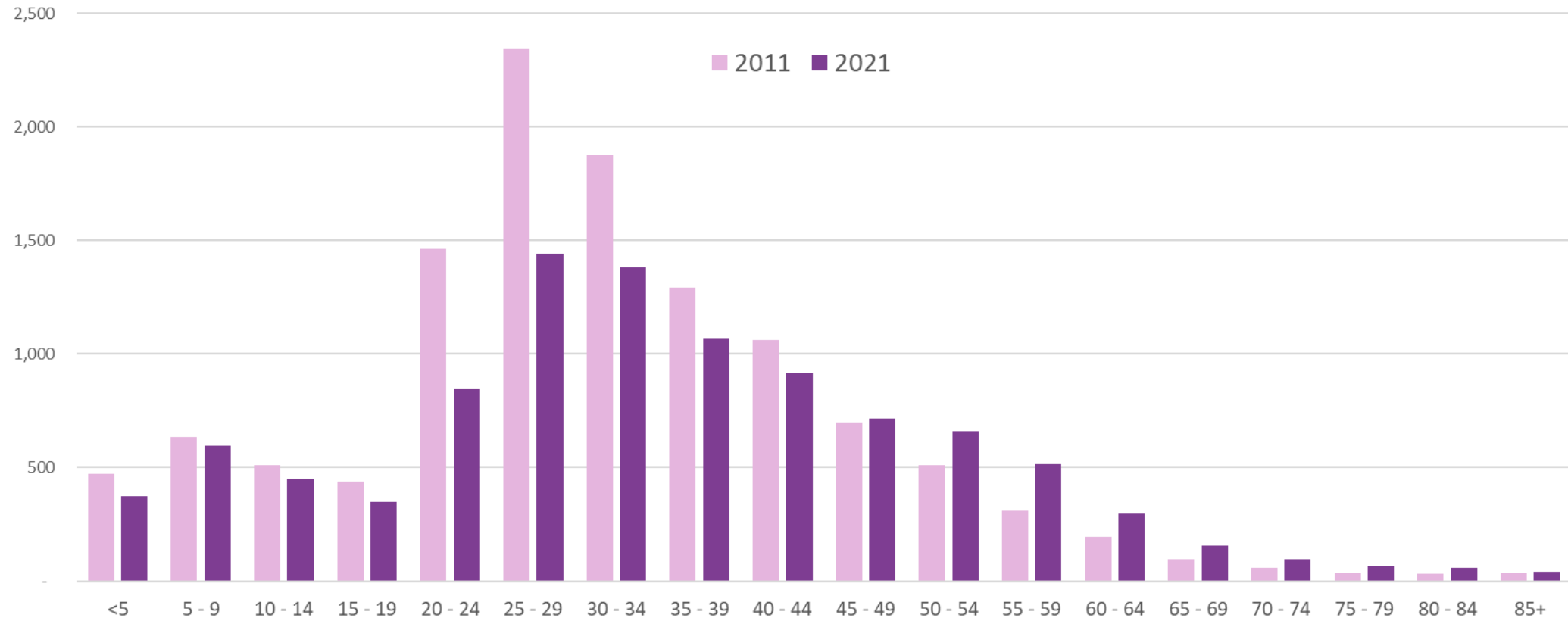
- Population estimates rely on assumptions about migration & continuation of past trends
- Very different pattern of migration 2011-21 compared to 2001-11
 - Especially Poland
- Particularly in respect of EU Accession countries

Year of arrival for Polish 2011 vs 2021 census



- Very different behaviour for Poland as place of birth
 - 2001-2011 Net migration = 3,100
 - 2011-2021 Net migration = -300
- 2011 Census occurred when there was an upward trend of new arrivals – pattern carried forward to 2019 population estimates
- 2021 shows a downward trend

Recent arrivals (last 5 years) 2021 & 2011



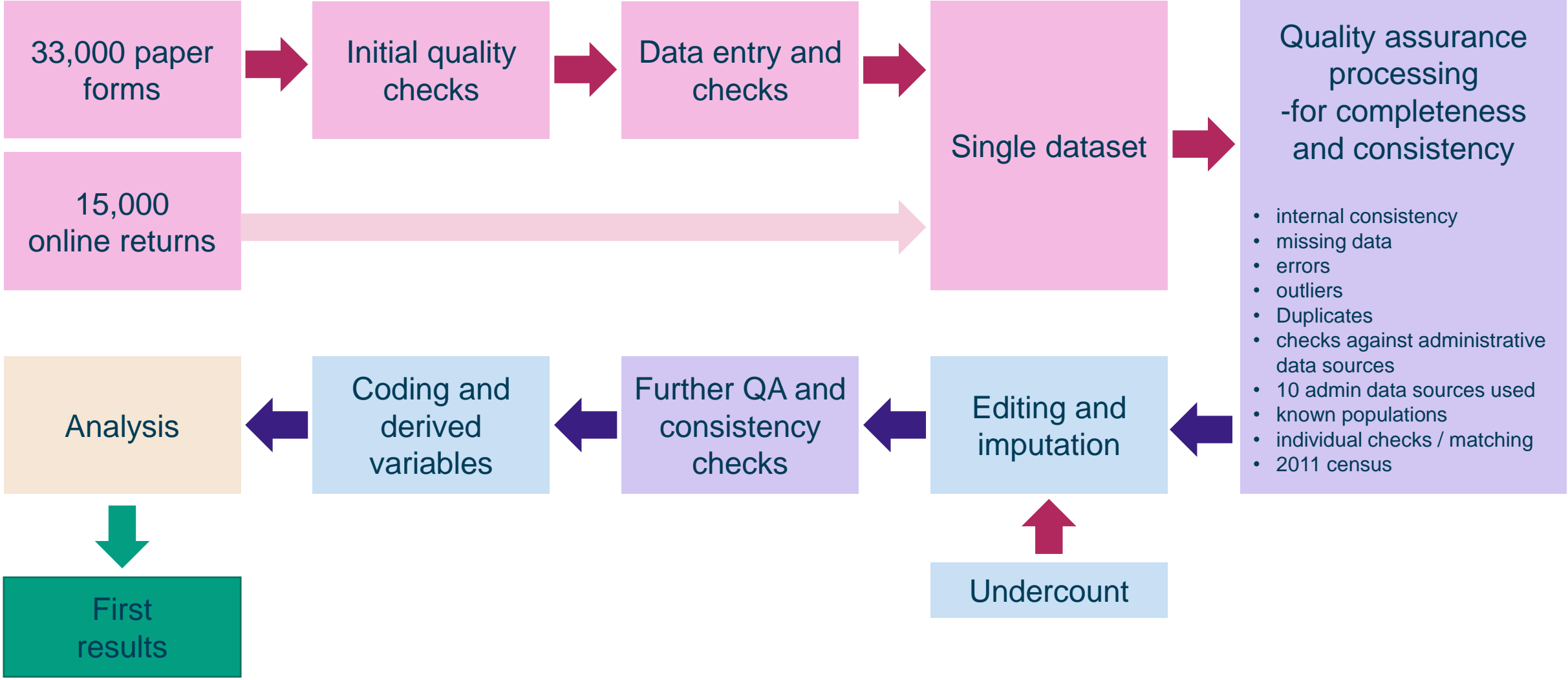
- Reduction in working-age recent arrivals compared to 2011 (particularly ages 20-44 years)

census
2021

Over to Kim

**Census processing and quality
assurance**

Census processing



Quality assurance

- Census returns checked for errors / missing info (phone calls)
- Double-entry of paper forms
- Checked for duplicates: households and people
(e.g. completed online and on paper, children of parents living apart)
- Checked for people missed off forms (e.g. visitors staying elsewhere in Jersey overnight)
- Internal consistency checks (e.g. children older than parents)

Quality assurance

Compared, at person and aggregate level against admin sources:

- Social Security registrations & contributions (CLS)
- Manpower returns - December and June (Population Office)
- School-age children (CYPES)
- Pre-school age children (Dept of Health)
- Birth registrations (CLS / Registrar)

These gave us high confidence in the accuracy of census results

Quality assurance

Checks against other sources:

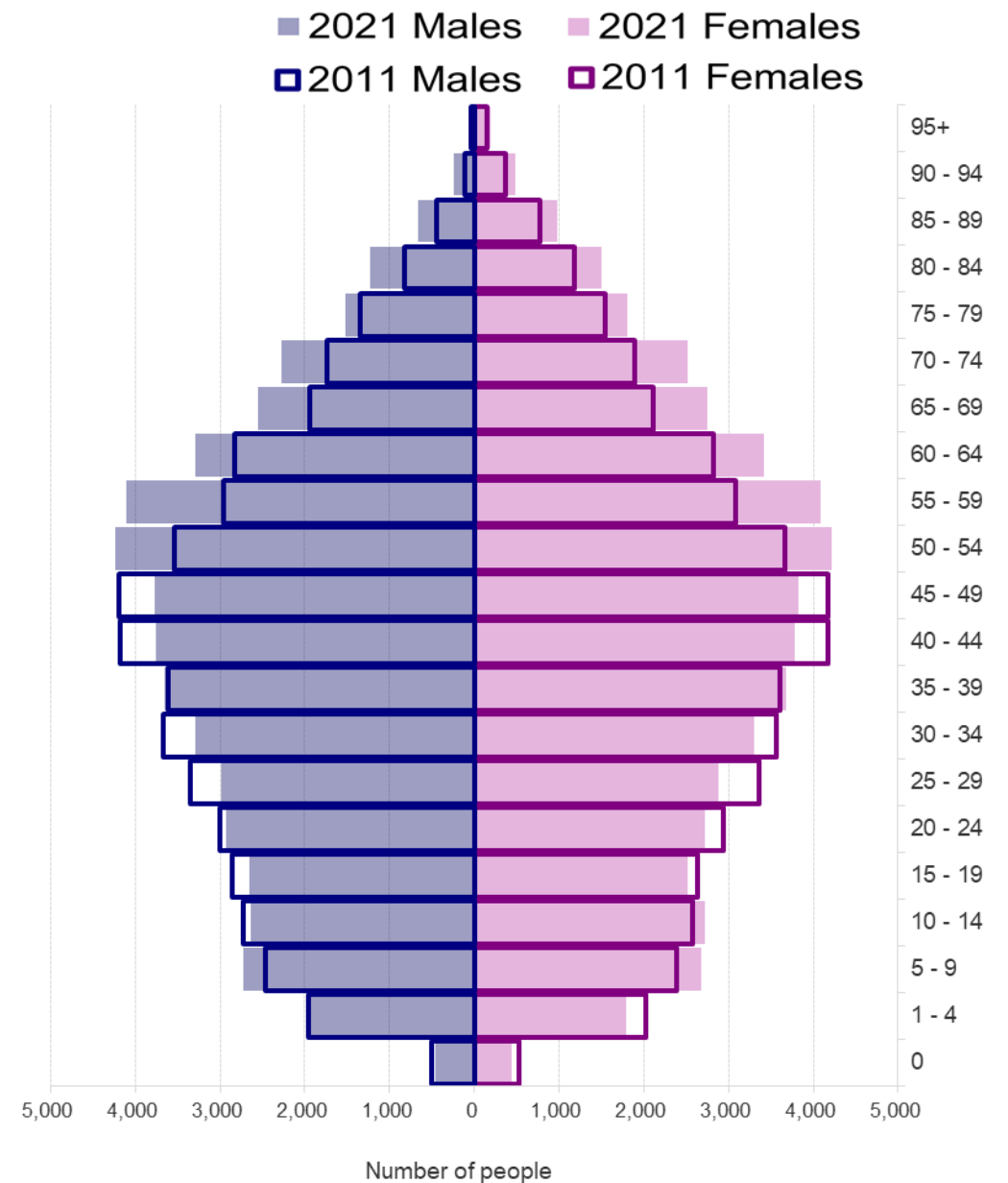
- 2011 census
- Government of Jersey employees (anonymised)
- Social rental dwellings (Andium and Housing Trusts)
- New builds since 2011 (aggregate data from Planning Dept)
- Jersey Land & Property Index (change since 2011)

census
2021

Population by age, sex and parish

Population by age and sex

- ↑ Above working age (65+) increased by 29%
- ➔ Working age population (16-64) essentially unchanged
- ➔ Under 16s essentially unchanged
- Dependency ratio (*non-working age to working age*):
52% in 2021
46% in 2011



Gender identity

Is your gender the same as the sex you were registered at birth?

	Persons	Percent
Yes	78,576	90.5
No	189	0.2
Prefer not to say	8,026	9.2
All adults	86,791	100

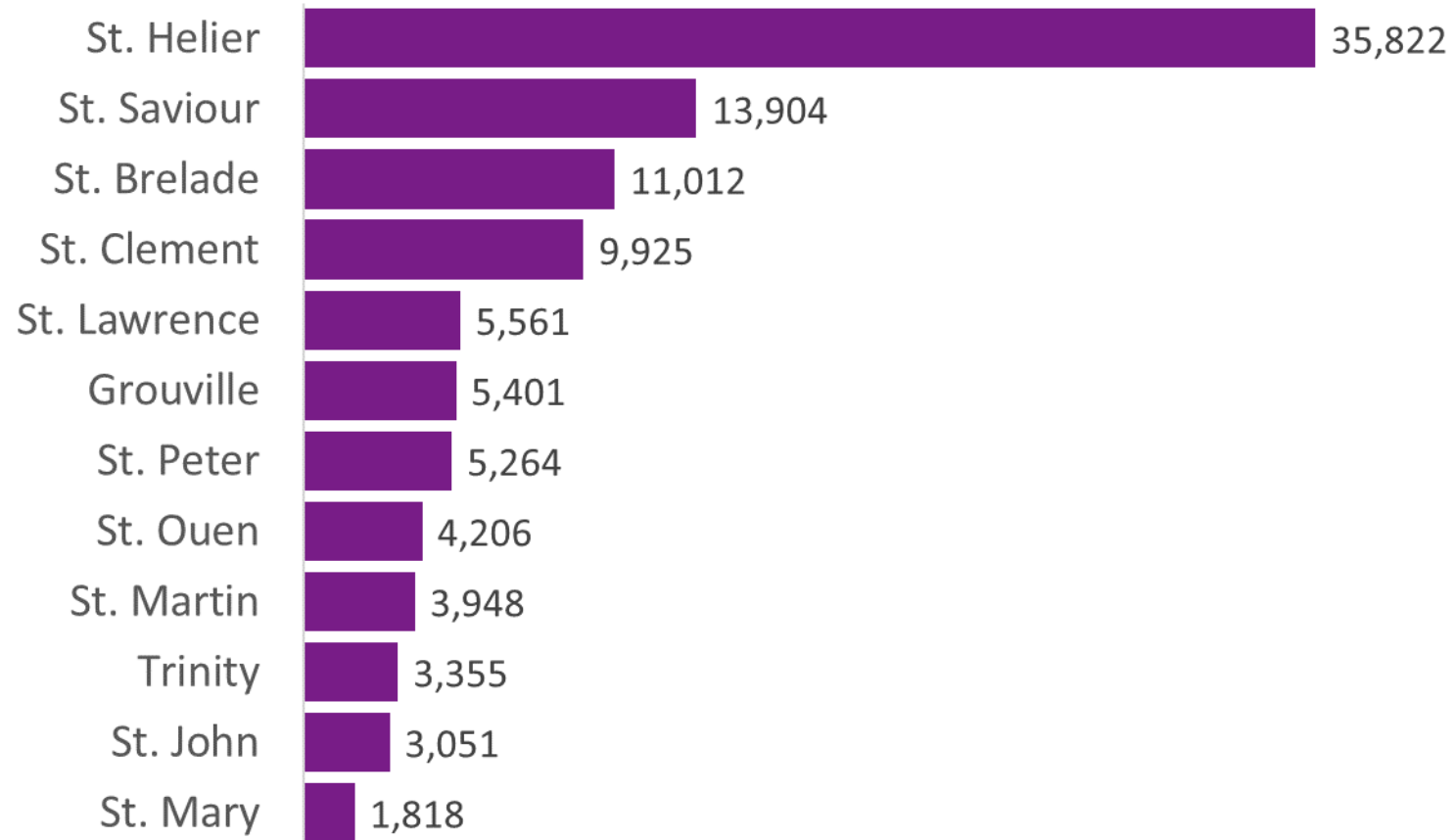
- New question for 2021 – asked of adults aged 16 or over
- Voluntary question – around 9% chose not to answer

Sexual orientation

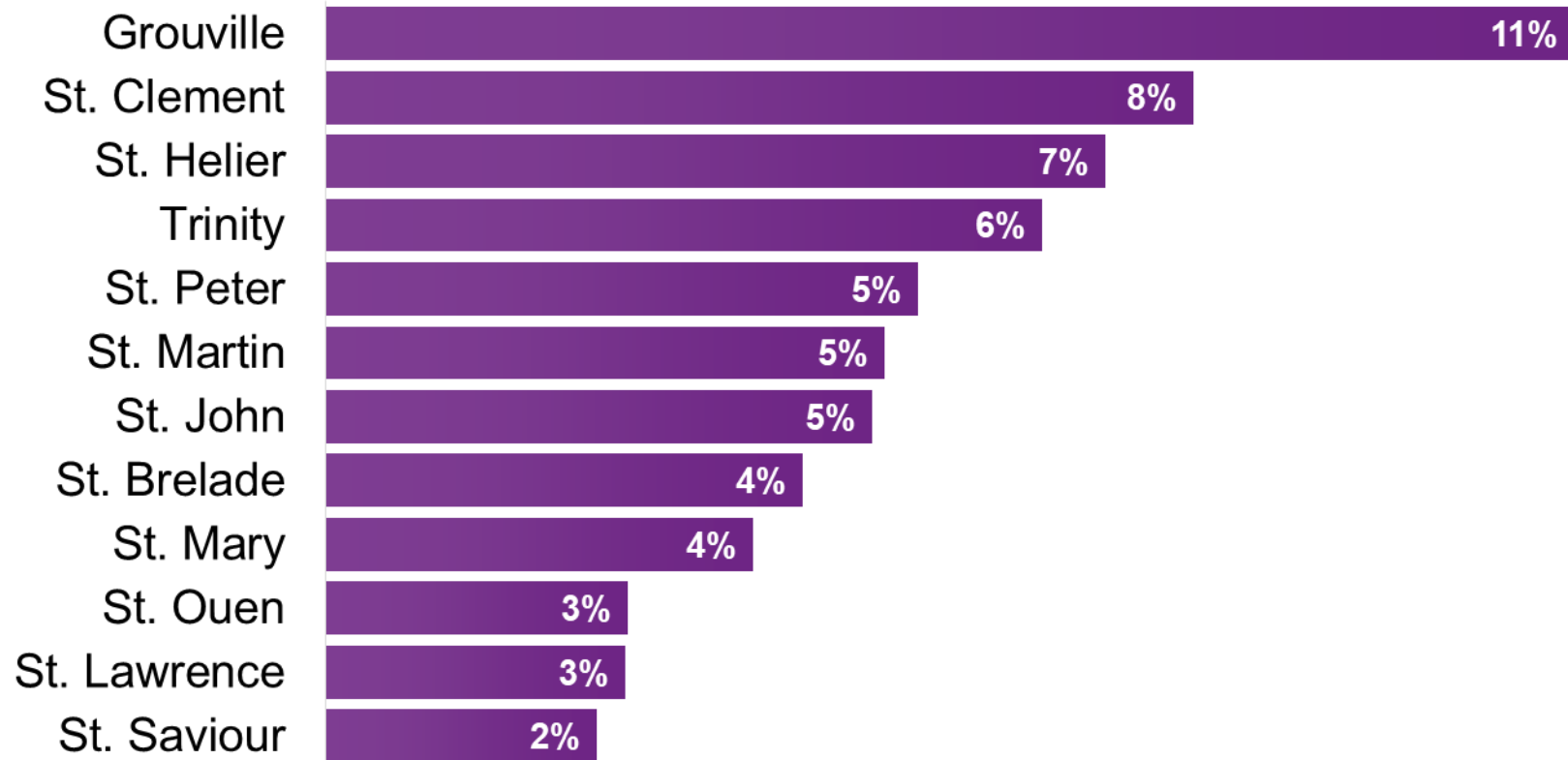
	Persons	Percent
Straight / heterosexual	75,513	87.0
Gay or lesbian	1,106	1.3
Bisexual	640	0.7
Another sexual orientation	203	0.2
Prefer not to say	9,329	10.7
All adults	86,791	100

- New voluntary question for adults aged 16 or over
- One in ten adults chose not to answer the question
- 2% of adults identified as either gay, lesbian or bisexual (compared to 2.7% in the UK in 2019)

Parish population size



10-year change in parish populations



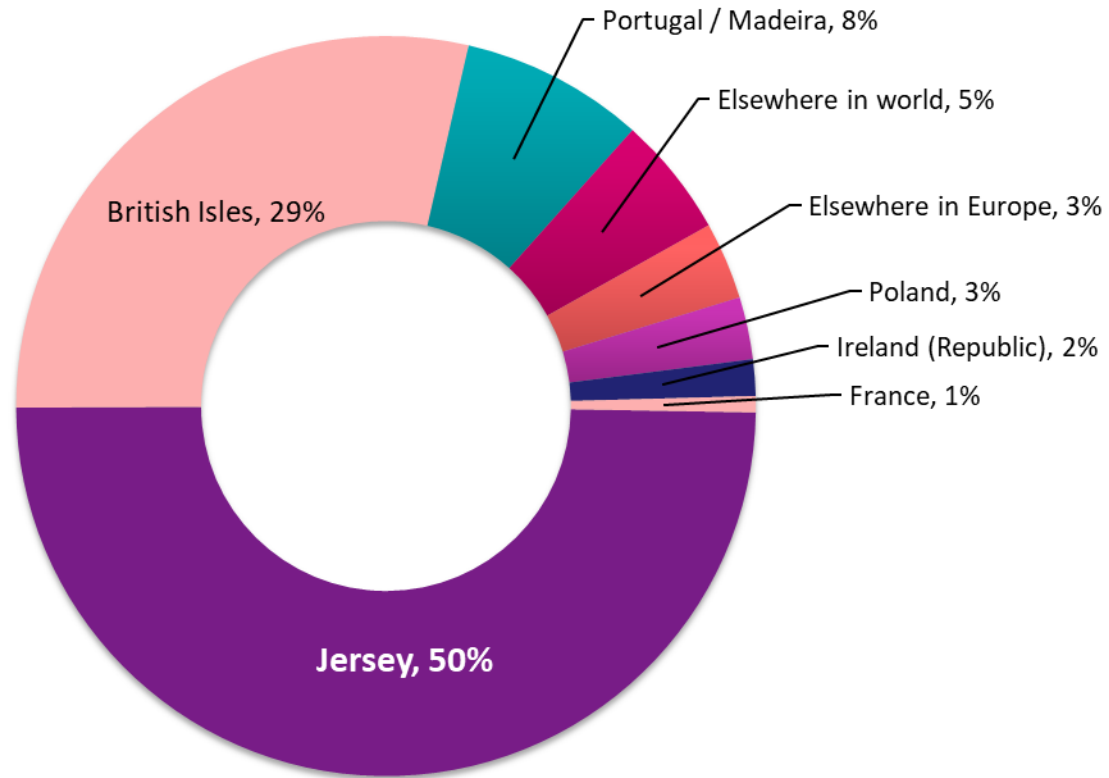
- Total population increased by 5.5% over 10-year period

census
2021

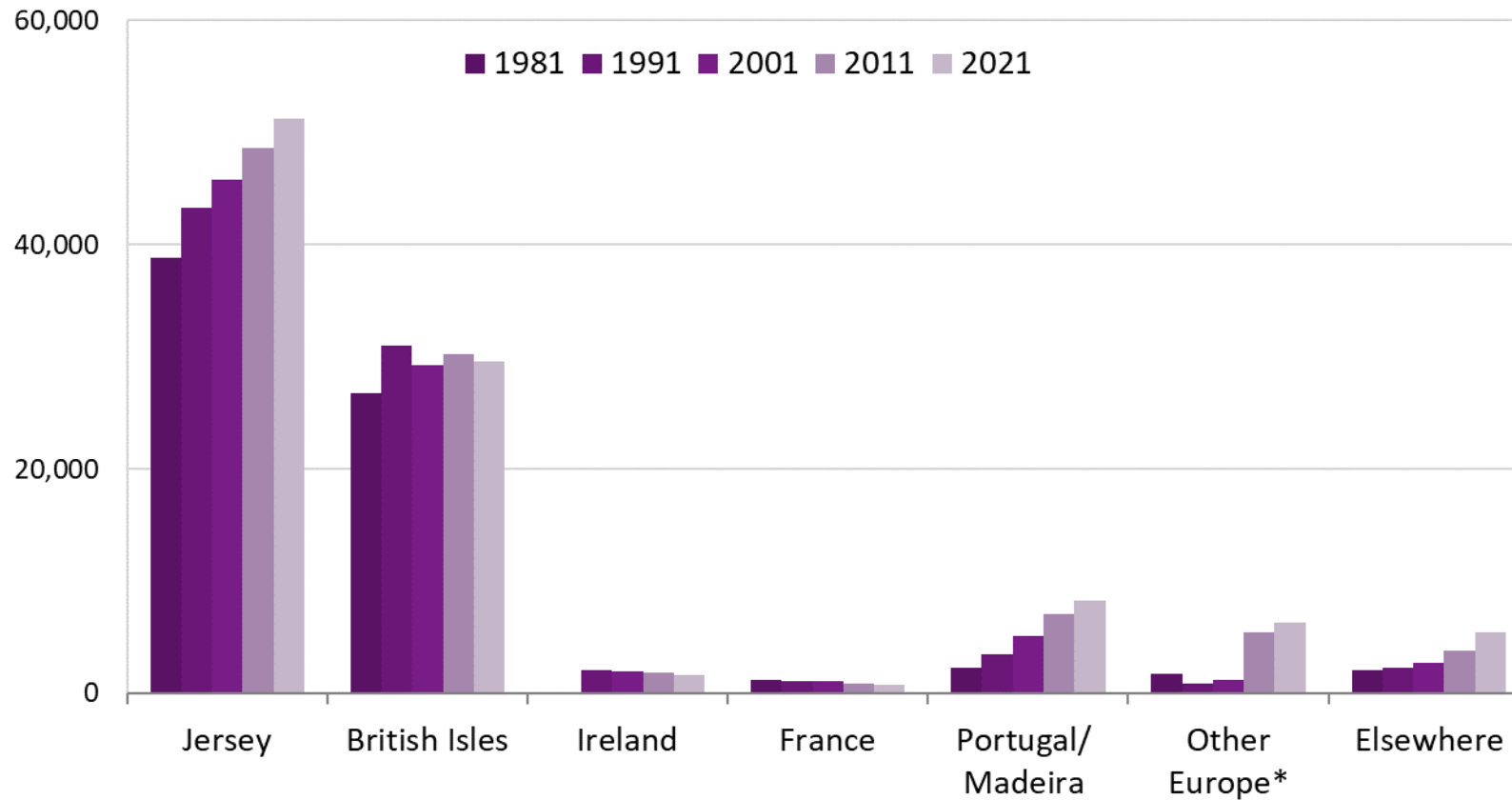
Place of Birth

Place of birth

census
2021



Place of birth



In last 40 years:

Steady increase in:

- Jersey-born
- Portugal / Madeira
- Elsewhere in world

In last 20 years:

Increase in “Other European countries”:

- 2011 – Poland
- 2021 - Romania

Place of birth – other countries

Place of birth	Persons	<i>Change 2011-2021</i>
Romania	1,338	+875
South Africa	934	+363
India	410	+85
The Philippines	396	+228
Germany	371	+15
Zimbabwe	350	+221
Venezuela	345	+185
Australia	296	-7
Thailand	267	+52
USA	227	+34

Top 10 most frequent countries of birth of Jersey residents born in another European country or elsewhere in the world

Ethnicity

Increase

Decrease

1,500 more people stated Portuguese / Madeiran ethnicity than were born there

		2021	Percent	Change 2011-2021
White	Jersey	45,849	44.4	+470
	British	31,534	30.5	-440
	Irish	2,199	2.1	-125
	French	692	0.7	-149
	Polish	3,080	3.0	-193
	Portuguese / Madeiran	9,739	9.4	+1,690
	Romanian*	1,427	1.4	+973
	South African*	716	0.7	+390
	Other	3,737	3.6	+786
Asian	Indian	632	0.6	+255
	Thai	267	0.3	+67
	Chinese	190	0.2	+8
	Other	853	0.8	+397
Black	African	764	0.7	+508
	Caribbean	145	0.1	+60
	Other	66	0.1	+28
Mixed	Black and White	449	0.4	+685
	White and Asian	503	0.5	
	Other	425	0.4	

census
2021

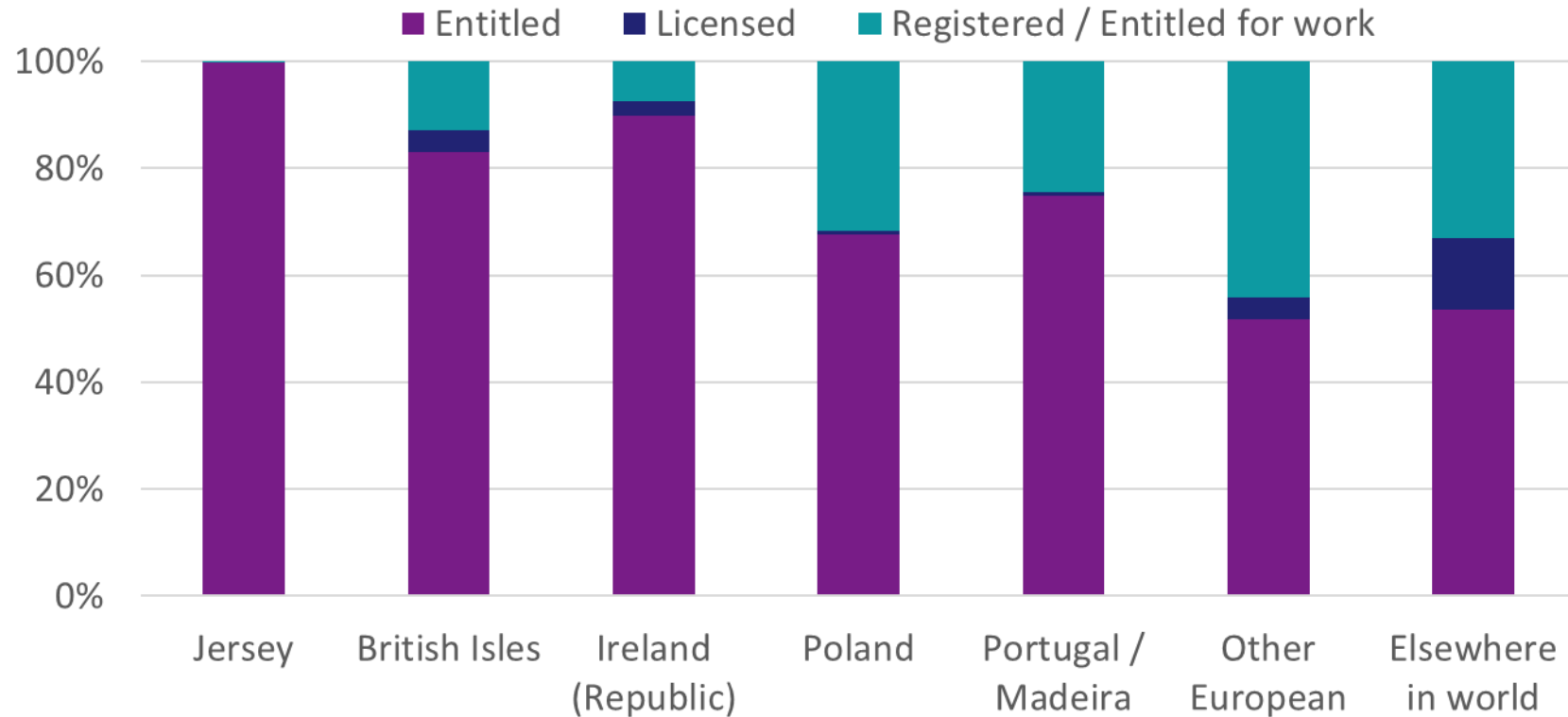
Residential & employment status

Residential / employment status

	Persons	Percent
Entitled	74,681	86
Licenced	2,106	2
Entitled for work	5,454	6
Registered	4,550	5
Total	86,791	100

- 86% of adults were Entitled (82% in 2011 were a-h or k qualified)
- 2% essential employees (similar to 2011)
- In 2011, 16% did not have “residential qualifications”

Residential /employment status



- The majority (75%) of adults born in Portugal / Madeira had “entitled” status
- Majority (68%) of adults born in Poland had entitled status, compared to 4% who were “residentially qualified” in 2011 (equivalent: a-h category)

Next steps

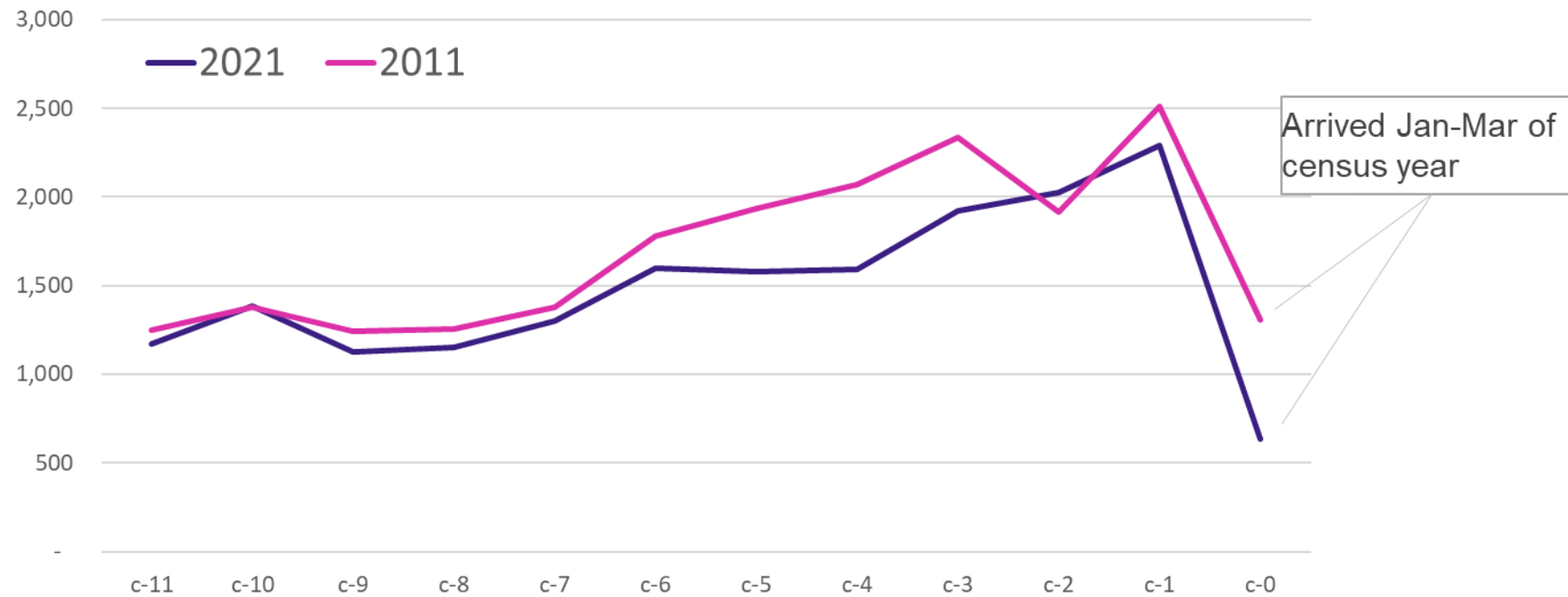
- Next bulletin to be released before election period
 - (Election period is: 11 May to 12 July)
- Further releases after the election period
- Continue work on reconciliation of estimates
- Recalculate the population figures back to 2011
- Pick up work to link administrative data together – could provide basis to improve population and migration statistics

census
2021

Questions?

Additional slides

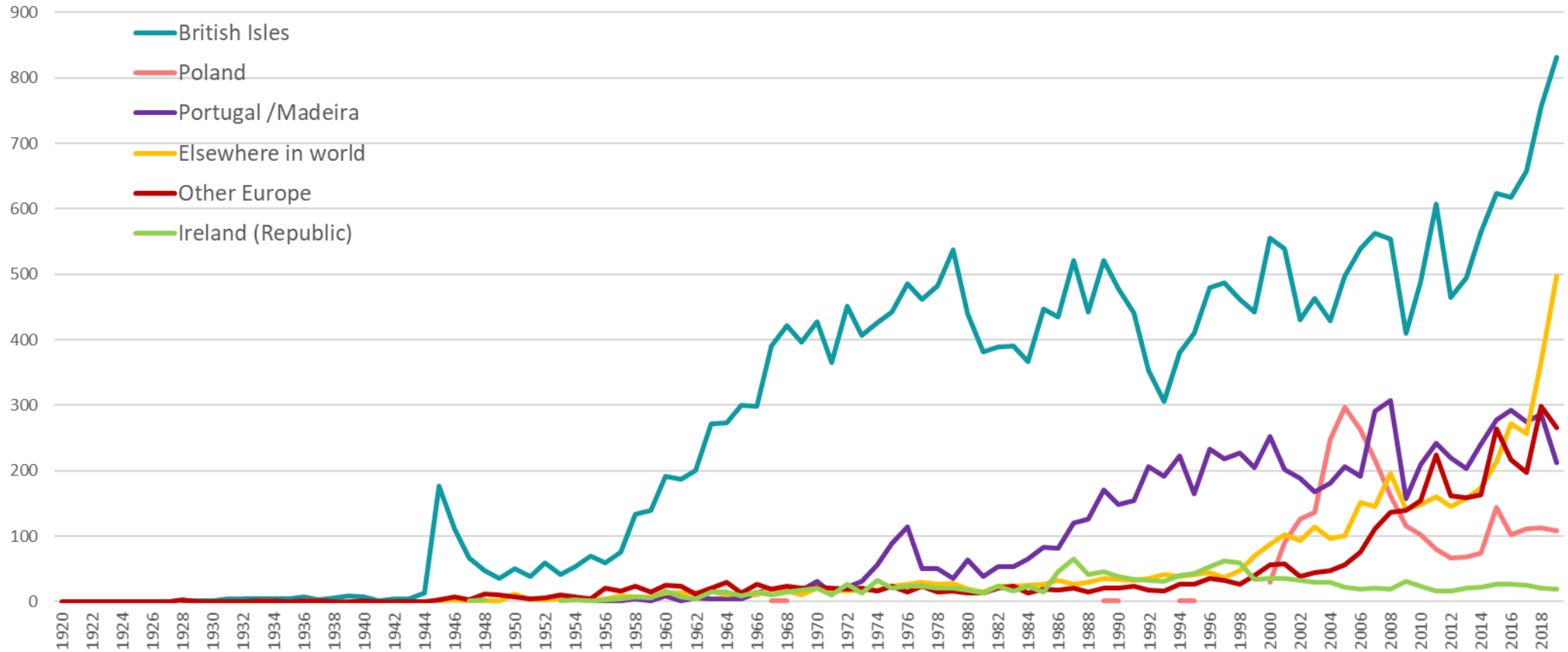
Year of arrival to Jersey 2021 vs 2011 census



- Excludes people born in Jersey. ie only people migrating into the Island
- These are people arriving into the Island and remaining at the time of the census

Length of residence

Year of arrival in Jersey by place of birth, 1920-2020 (excluding Jersey-born)



Covid measures for 2021

census
2021

Post out of questionnaires rather than hand delivery

Online questionnaire and post-back of paper questionnaire

Option of telephone capture for households



All field staff were tested regularly

All field staff wore face coverings and sanitised frequently

Field staff did not enter household dwellings