

Return of Organization Exempt From Income Tax

Department of the Treasury
Internal Revenue Service

Under section 501(c), 527, or 4947(a)(1) of the Internal Revenue Code (except black lung benefit trust or private foundation)

The organization may have to use a copy of this return to satisfy state reporting requirements.

A For the 2002 calendar year, or tax year period beginning **OCT 1, 2002** and ending **SEP 30, 2003**

B Check if applicable:
 Address change
 Name change
 Initial return
 Final return
 Amended return
 Application pending

Please use IRS label or print or type. See Specific instructions.

C Name of organization
WORLD RESOURCES INSTITUTE

Number and street (or P.O. box if mail is not delivered to street address) Room/suite
10 G STREET NE

City or town, state or country, and ZIP + 4
WASHINGTON, DC 20002

D Employer identification number
52-1257057

E Telephone number
202-729-7600

F Accounting method: Cash Accrual
 Other (specify) _____

Section 501(c)(3) organizations and 4947(a)(1) nonexempt charitable trusts must attach a completed Schedule A (Form 990 or 990-EZ).

H and I are not applicable to section 527 organizations.

H(a) Is this a group return for affiliates? Yes No

H(b) If "Yes," enter number of affiliates _____

H(c) Are all affiliates included? **N/A** Yes No
(If "No," attach a list.)

H(d) Is this a separate return filed by an organization covered by a group ruling? Yes No

I Enter 4-digit GEN _____

G Web site: **WWW.WRI.ORG**

J Organization type (check only one) 501(c)(3) (insert no.) _____ 4947(a)(1) or 527

K Check here if the organization's gross receipts are normally not more than \$25,000. The organization need not file a return with the IRS; but if the organization received a Form 990 Package in the mail, it should file a return without financial data. Some states require a complete return.

M Check if the organization is not required to attach Sch. B (Form 990, 990-EZ, or 990-PF).

L Gross receipts: Add lines 6b, 8b, 9b, and 10b to line 12 **27,089,366.**

Part I Revenue, Expenses, and Changes in Net Assets or Fund Balances

1 Contributions, gifts, grants, and similar amounts received:					
a	Direct public support	1a	9,362,367.		
b	Indirect public support	1b			
c	Government contributions (grants)	1c	2,743,558.		
d	Total (add lines 1a through 1c) (cash \$ 12,105,925. noncash \$ Public)	1d		12,105,925.	
2	Program service revenue including government fees and contracts (from Part VII, line 93)	2		93,160.	
3	Membership dues and assessments	3			
4	Interest on savings and temporary cash investments	4			
5	Dividends and interest from securities	5		320,930.	
6	Gross rents	6a			
b	Less: rental expenses	6b			
c	Net rental income or (loss) (subtract line 6b from line 6a)	6c			
7	Other investment income (describe _____)	7			
8	Gross amount from sale of assets other than inventory	(A) Securities	14,534,655.	8a	
b	Less: cost or other basis and sales expenses	(B) Other	15,073,634.	8b	
c	Gain or (loss) (attach schedule)		<538,979.>	8c	
d	Net gain or (loss) (combine line 8c, columns (A) and (B))		STATE 1	8d	<538,979.>
9	Special events and activities (attach schedule)				
a	Gross revenue (not including \$ _____ of contributions reported on line 1a)	9a			
b	Less: direct expenses other than fundraising expenses	9b			
c	Net income or (loss) from special events (subtract line 9b from line 9a)	9c			
10	Gross sales of inventory, less returns and allowances	10a			
b	Less: cost of goods sold	10b			
c	Gross profit or (loss) from sales of inventory (attach schedule) (subtract line 10b from line 10a)	10c			
11	Other revenue (from Part VII, line 103)	11		34,696.	
12	Total revenue (add lines 1d, 2, 3, 4, 5, 6c, 7, 8d, 9c, 10c, and 11)	12		12,015,732.	
13	Program services (from line 44, column (B))	13		16,078,713.	
14	Management and general (from line 44, column (C))	14		1,704,548.	
15	Fundraising (from line 44, column (D))	15		1,908,181.	
16	Payments to affiliates (attach schedule)	16			
17	Total expenses (add lines 16 and 44, column (A))	17		19,691,442.	
18	Excess or (deficit) for the year (subtract line 17 from line 12)	18		<7,675,710.>	
19	Net assets or fund balances at beginning of year (from line 73, column (A))	19		49,442,920.	
20	Other changes in net assets or fund balances (attach explanation)	20	SEE STATEMENT 2	6,753,880.	
21	Net assets or fund balances at end of year (combine lines 18, 19, and 20)	21		48,521,090.	

**Board of Directors – World Resources Institute
FEID 52-1257057**

Gary Barclay
Deb Callahan
Dr. Alice (Tich) Emerson
Dr. John Gibbons
William M. Haney
Cynthia Helms
Aditit Kapur
William F. Martin
Dr. C.K. Prahald
Dr. Jose Sarukhan
Ralph Taylor

Frances Beinecke
Leslie Dach
Jose-Maria Figueres
Dan Glickman
James Marmon
Samuel C. Johnson
Jonathon Lash
Julia Maton-Lefeure
Dr. Peter Raven
Scott Spangler
Wren Wirth

David T. Buzzell
Michael R. Deland
David Gerger
Paul Gorman
Dennis Hayes
Yolanda Kahabadse
Mahamoud Mamori
Preston (Jeff) Miller
Ted Roosevelt IV
James Gustave Speth
Dr. Quian Yi

All board members can be reached at:

World Resources Institute
10 G Street, NE
Washington, DC 20002

**Directors Serve
Without Compensation**

Statement of Functional Expenses

All organizations must complete column (A). Columns (B), (C), and (D) are required for section 501(c)(3) and (4) organizations and section 4947(a)(1) nonexempt charitable trusts but optional for others.

Do not include amounts reported on line 6b, 8b, 9b, 10b, or 16 of Part I.

	(A) Total	(B) Program services	(C) Management and general	(D) Fundraising
22 Grants and allocations (attach schedule)				
cash \$				
noncash \$				
23 Specific assistance to individuals (attach schedule)				
24 Benefits paid to or for members (attach schedule)				
25 Compensation of officers, directors, etc.	1,019,108.	826,497.	124,331.	68,280.
26 Other salaries and wages	6,524,438.	5,020,141.	756,194.	748,103.
27 Pension plan contributions	550,588.	428,296.	64,020.	58,272.
28 Other employee benefits	1,143,213.	885,631.	132,381.	125,201.
29 Payroll taxes	559,254.	434,467.	64,943.	59,844.
30 Professional fundraising fees	84,854.			84,854.
31 Accounting fees				
32 Legal fees				
33 Supplies	63,369.	58,597.		4,772.
34 Telephone	86,520.	80,005.		6,515.
35 Postage and shipping	6,292.	5,818.		474.
36 Occupancy	1,390,199.	1,285,520.		104,679.
37 Equipment rental and maintenance	127,811.	118,187.		9,624.
38 Printing and publications	693,418.	606,633.	2,015.	84,770.
39 Travel	735,163.	582,780.	57,438.	94,945.
40 Conferences, conventions, and meetings	993,241.	877,224.	40,767.	75,250.
41 Interest				
42 Depreciation, depletion, etc. (attach schedule)	331,386.	311,825.		19,561.
43 Other expenses not covered above (itemize):				
a				
b				
c				
d				
e SEE STATEMENT 3	5,382,588.	4,557,092.	462,459.	363,037.
44 Total functional expenses (add lines 22 through 43)	19,691,442.	16,078,713.	1,704,548.	1,908,181.

Joint Costs. Check if you are following SOP 98-2.

Are any joint costs from a combined educational campaign and fundraising solicitation reported in (B) Program services? Yes No

If "Yes," enter (i) the aggregate amount of these joint costs \$ _____; (ii) the amount allocated to Program services \$ _____; (iii) the amount allocated to Management and general \$ _____; and (iv) the amount allocated to Fundraising \$ _____.

Statement of Program Service Accomplishments

What is the organization's primary exempt purpose? SEE EXHIBIT 1

SEE EXHIBIT 1

All organizations must describe their exempt purpose achievements in a clear and concise manner. State the number of clients served, publications issued, etc. Discuss achievements that are not measurable. (Section 501(c)(3) and (4) organizations and 4947(a)(1) nonexempt charitable trusts must also enter the amount of grants and allocations to others.)

	Program Service Expenses (Required for 501(c)(3) and (4) orgs., and 4947(a)(1) trusts; but optional for others.)
a SEE EXHIBIT 1	
(Grants and allocations \$)	16,078,713.
b	
(Grants and allocations \$)	
c	
(Grants and allocations \$)	
d	
(Grants and allocations \$)	
e Other program services (attach schedule)	(Grants and allocations \$)
f Total of Program Service Expenses (should equal line 44, column (B), Program services)	16,078,713.

managers, and business owners can foster better environmental decisions that meet the needs of both ecosystems and people.

\$576,299

EXTERNAL RELATIONS: Focuses on communicating WRI's content to diverse audiences, including governments, corporations, international organizations, development and environment professionals, researchers, teachers, students, and the interested public. Delivers WRI content through publications, seminars, lectures, discussion groups, web materials, television, and radio appearances.

\$750,256

TOTAL PROGRAM EXPENSES

\$16,078, 713

Part IV Balance Sheets

Note: Where required, attached schedules and amounts within the description column should be for end-of-year amounts only.

		Beginning of year	End of year
Assets	45 Cash - non-interest-bearing	1,020.	1,021.
	46 Savings and temporary cash investments	3,952,048.	2,296,920.
	47 a Accounts receivable	47a	47c
	b Less: allowance for doubtful accounts	47b	47c
	48 a Pledges receivable	48a	48c
	b Less: allowance for doubtful accounts	48b	48c
	49 Grants receivable	16,305,557.	13,114,302.
	50 Receivables from officers, directors, trustees, and key employees		50
	51 a Other notes and loans receivable	51a	51c
	b Less: allowance for doubtful accounts	51b	51c
	52 Inventories for sale or use		52
	53 Prepaid expenses and deferred charges	347,545.	131,946.
	54 Investments - securities STMT 4 <input type="checkbox"/> Cost <input checked="" type="checkbox"/> FMV	32,216,371.	54 36,874,700.
	55 a Investments - land, buildings, and equipment: basis	55a	55c
b Less: accumulated depreciation	55b	55c	
56 Investments - other	0.	56 0.	
57 a Land, buildings, and equipment: basis	57a 2,513,935.	57c	
b Less: accumulated depreciation STMT 5	57b 1,766,543.	57c 747,392.	
58 Other assets (describe ▶ SEE STATEMENT 6)	89,001.	58 127,158.	
59 Total assets (add lines 45 through 58) (must equal line 74)	53,885,349.	59 53,293,439.	
Liabilities	60 Accounts payable and accrued expenses	974,831.	60 1,014,541.
	61 Grants payable		61
	62 Deferred revenue	187,943.	62 42,206.
	63 Loans from officers, directors, trustees, and key employees		63
	64 a Tax-exempt bond liabilities		64a
	b Mortgages and other notes payable STMT 7	1,790,715.	64b 2,240,221.
65 Other liabilities (describe ▶ SEE STATEMENT 8)	1,488,940.	65 1,475,381.	
66 Total liabilities (add lines 60 through 65)	4,442,429.	66 4,772,349.	
Net Assets or Fund Balances	Organizations that follow SFAS 117, check here <input checked="" type="checkbox"/> and complete lines 67 through 69 and lines 73 and 74.		
	67 Unrestricted	5,451,284.	67 8,593,005.
	68 Temporarily restricted	18,991,636.	68 14,828,085.
	69 Permanently restricted	25,000,000.	69 25,100,000.
	Organizations that do not follow SFAS 117, check here <input type="checkbox"/> and complete lines 70 through 74.		
	70 Capital stock, trust principal, or current funds		70
	71 Paid-in or capital surplus, or land, building, and equipment fund		71
72 Retained earnings, endowment, accumulated income, or other funds		72	
73 Total net assets or fund balances (add lines 67 through 69 or lines 70 through 72; column (A) must equal line 19; column (B) must equal line 21)	49,442,920.	73 48,521,090.	

INFORMATION PROGRAM: Creates the tools that people can use to analyze and disseminate environmental information. Projects include developing a multi-audience, web-based environmental information portal; designing poverty maps; developing new indicators of ecosystem conditions, e.g. threats to coral reefs; and promoting effective environmental information policies and institutions through support to environmental information system programs in developing countries in Africa and other regions.

\$4,355,349

INSTITUTIONS AND GOVERNANCE PROGRAM: Promotes more equitable and effective management of natural resources, particularly in developing and transition countries. Projects include developing indicators needed by civil society to assess public authorities compliance with emerging environmental governance norms embodied in the Aarhus Convention; working with Central and Eastern European governments to incorporate climate objectives into the general reform process; working with partners in Cameroon, Mali, Uganda and Zimbabwe to identify the kinds of decentralization policies most supportive of sustainable forest management; and identifying innovative options for watershed governance in the upland communities in southeast Asia.

\$2,419,110

SUSTAINABLE ENTERPRISE: Fosters the success of private sector enterprises using innovation to improve people's lives while protecting the environment. Projects include SafeClimate.net, an internet site that helps people understand their contribution to greenhouse gas emissions and how to reduce these emissions; supporting the infusion of sustainable management curriculum in business schools by training and networking faculty and publishing curriculum and supporting course development; developing an Environmental Enterprise Corps, a network of students, professors and executives, who provide business development assistance to environmental entrepreneurs in Latin America; and establishing sustainability criteria for genetic engineering and engaging the leading ag-biotech companies to stimulate their investment in research and development of appropriate technologies and products.

\$2,462,024

SPECIAL STUDIES AND FELLOWS: Includes a collaborative research effort with several major digital companies to document prototype digital dividend ventures and research and define potential markets for digital dividend applications; support local communities in global environment and development processes such as international trade and multilateral environment agreements; and, particularly in 2002, a project to ensure strong participation by civil society organizations worldwide at the World Summit on Sustainable Development.

\$1,379,222

WORLD RESOURCES REPORT: A biennial report on global environmental trends and data. World Resources 2002, tenth in this highly regarded series, focuses on the importance of good environmental governance, and explores how citizens, government

EXHIBIT 1

Part IV-A Reconciliation of Revenue per Audited Financial Statements with Revenue per

Part IV-B Reconciliation of Expenses per Audited Financial Statements with Expenses per



a	Total revenue, gains, and other support per audited financial statements	a	18,769,612.
b	Amounts included on line a but not on line 12, Form 990:		
(1)	Net unrealized gains on investments \$ 6,753,880.		
(2)	Donated services and use of facilities \$		
(3)	Recoveries of prior year grants \$		
(4)	Other (specify): \$		
	Add amounts on lines (1) through (4)	b	6,753,880.
c	Line a minus line b	c	12,015,732.
d	Amounts included on line 12, Form 990 but not on line a:		
(1)	Investment expenses not included on line 6b, Form 990 \$		
(2)	Other (specify): \$		
	Add amounts on lines (1) and (2)	d	0.
e	Total revenue per line 12, Form 990 (line c plus line d)	e	12,015,732.

a	Total expenses and losses per audited financial statements	a	19,691,442.
b	Amounts included on line a but not on line 17, Form 990:		
(1)	Donated services and use of facilities \$		
(2)	Prior year adjustments reported on line 20, Form 990 \$		
(3)	Losses reported on line 20, Form 990 \$		
(4)	Other (specify): \$		
	Add amounts on lines (1) through (4)	b	0.
c	Line a minus line b	c	19,691,442.
d	Amounts included on line 17, Form 990 but not on line a:		
(1)	Investment expenses not included on line 6b, Form 990 \$		
(2)	Other (specify): \$		
	Add amounts on lines (1) and (2)	d	0.
e	Total expenses per line 17, Form 990 (line c plus line d)	e	19,691,442.

Part VII List of Officers, Directors, Trustees, and Key Employees (List each one even if not compensated.)

(A) Name and address	(B) Title and average hours per week devoted to position	(C) Compensation (if not paid, enter -0-)	(D) Contributions to employee benefit plans & deferred compensation	(E) Expense account and other allowances
SEE STATEMENT 9		1019108.	121,875.	0.

75 Did any officer, director, trustee, or key employee receive aggregate compensation of more than \$100,000 from your organization and all related organizations, of which more than \$10,000 was provided by the related organizations? If "Yes," attach schedule. Yes No Form 990 (2002)

STATEMENT OF PROGRAM ACTIVITIES FOR THE YEAR ENDED SEPTEMBER 30,

2003

The World Resources Institute (WRI) is an environmental think tank that goes beyond research to find practical ways to protect the earth and improve people's lives.

Every project undertaken by WRI contributes to one or more of the following goals:

- **Biological Resources:** Reverse rapid degradation of ecosystems and assure their capacity to provide humans with needed goods and services.
- **Access:** Guarantee public access to information and decisions regarding natural resources and the environment.
- **Climate Change:** Protect the global climate system further further harm due to emissions of greenhouse gases and help humanity and the natural world adapt to unavoidable climate change.
- **Sustainable Enterprises:** Harness markets and enterprise to expand economic opportunity and protect the environment.

With a staff of 140 scientists, economists, policy experts, business analysts, statisticians, and mapmakers, and nearly 400 partner organizations around the world, WRI administers its activities through the eight programs described below.


CLIMATE, ENERGY AND POLLUTION PROGRAM: Focuses on reducing the risk of climate change in ways that drive sustainable development worldwide. Projects include the development of approaches for implementing key features of the Framework Convention on Climate Change and the Kyoto Protocol and a broad-based sustainable energy initiative aimed at helping developing countries reduce energy costs and greenhouse gas emissions.

\$1,634,088

BIOLOGICAL RESOURCES PROGRAM: Works to develop and promote strategies to sustainably use and protect the world's biological wealth. Projects emphasize large-scale ecological approaches to managing biological resources, stress the importance of benefits to people, and rely on partnerships to create lasting solutions. Staff works in coastal and marine, freshwater, agricultural and forest ecosystems, and reshaping strategies to manage wildlands and protected areas. An international data and mapping network that combines on-the-ground knowledge with digital technology to provide accurate information about the world's forests. Its goal is to infuse transparency and accountability into the forest sector, by empowering civil society with the information needed to assure forests are managed in the public interest. The Global Forest Watch network has 75 partners operating in 8 countries with plans to expand into others.

\$2,502,365

Part VI Other Information

		Yes	No
76	Did the organization engage in any activity not previously reported to the IRS? If "Yes," attach a detailed description of each activity		X
77			
If "Yes," attach a conformed copy of the changes.			
78 a	Did the organization have unrelated business gross income of \$1,000 or more during the year covered by this return?		X
b	If "Yes," has it filed a tax return on Form 990-T for this year? N/A		
79	Was there a liquidation, dissolution, termination, or substantial contraction during the year? If "Yes," attach a statement		X
80 a	Is the organization related (other than by association with a statewide or nationwide organization) through common membership, governing bodies, trustees, officers, etc., to any other exempt or nonexempt organization?	X	
b	If "Yes," enter the name of the organization WORLD RESOURCES INSTITUTE FUND and check whether it is <input checked="" type="checkbox"/> exempt or <input type="checkbox"/> nonexempt.		
81 a	Enter direct or indirect political expenditures. See line 81 instructions 81a 0.		
b	Did the organization file Form 1120-POL for this year?		X
82 a	Did the organization receive donated services or the use of materials, equipment, or facilities at no charge or at substantially less than fair rental value?	X	
b	If "Yes," you may indicate the value of these items here. Do not include this amount as revenue in Part I or as an expense in Part II. (See instructions in Part III.) 82b		
83 a	Did the organization comply with the public inspection requirements for returns and exemption applications?	X	
b	Did the organization comply with the disclosure requirements relating to quid pro quo contributions?	X	
84 a	Did the organization solicit any contributions or gifts that were not tax deductible? N/A		
b	If "Yes," did the organization include with every solicitation an express statement that such contributions or gifts were not tax deductible? N/A		
85	501(c)(4), (5), or (6) organizations. a Were substantially all dues nondeductible by members? N/A 85a		
b	Did the organization make only in-house lobbying expenditures of \$2,000 or less? N/A 85b		
If "Yes" was answered to either 85a or 85b, do not complete 85c through 85h below unless the organization received a waiver for proxy tax owed for the prior year.			
c	Dues, assessments, and similar amounts from members 85c N/A		
d	Section 162(e) lobbying and political expenditures 85d N/A		
e	Aggregate nondeductible amount of section 6033(e)(1)(A) dues notices 85e N/A		
f	Taxable amount of lobbying and political expenditures (line 85d less 85e) 85f N/A		
g	Does the organization elect to pay the section 6033(e) tax on the amount on line 85f? N/A 85g		
h	If section 6033(e)(1)(A) dues notices were sent, does the organization agree to add the amount on line 85f to its reasonable estimate of dues allocable to nondeductible lobbying and political expenditures for the following tax year? N/A 85h		
86	501(c)(7) organizations. Enter: a Initiation fees and capital contributions included on line 12 86a N/A		
b	Gross receipts, included on line 12, for public use of club facilities 86b N/A		
87	501(c)(12) organizations. Enter: a Gross income from members or shareholders 87a N/A		
b	Gross income from other sources. (Do not net amounts due or paid to other sources against amounts due or received from them.) 87b N/A		
88	At any time during the year, did the organization own a 50% or greater interest in a taxable corporation or partnership, or an entity disregarded as separate from the organization under Regulations sections 301.7701-2 and 301.7701-3? If "Yes," complete Part IX		X
89 a	501(c)(3) organizations. Enter: Amount of tax imposed on the organization during the year under: section 4911 0. ; section 4912 0. ; section 4955 0.		
b	501(c)(3) and 501(c)(4) organizations. Did the organization engage in any section 4958 excess benefit transaction during the year or did it become aware of an excess benefit transaction from a prior year? If "Yes," attach a statement explaining each transaction 89b		X
c	Enter: Amount of tax imposed on the organization managers or disqualified persons during the year under sections 4912, 4955, and 4958 0.		
d	Enter: Amount of tax on line 89c, above, reimbursed by the organization 0.		
90 a	List the states with which a copy of this return is filed SEE STATEMENT 10		
b	Number of employees employed in the pay period that includes March 12, 2002 90b 142		
91	The books are in care of ARTHUR K. DROE Telephone no. 202-729-7679		
Located at 10 G STREET, NE, WASHINGTON, DC		ZIP + 4 20002	
92	Section 4947(a)(1) nonexempt charitable trusts filing Form 990 in lieu of Form 1041- Check here <input type="checkbox"/> and enter the amount of tax-exempt interest received or accrued during the tax year 92 N/A		

EE EXHIBIT 2

0. 0. 0.

TOTALS INCLUDED ON FORM 990, PART V 1,019,108. 121,875. 0.

FORM 990 LIST OF STATES RECEIVING COPY OF RETURN STATEMENT 10
PART VI, LINE 90

STATES

ARKANSAS, ALABAMA, ARIZONA, CALIFORNIA, COLORADO, CONNECTICUT, FLORIDA, GEORGIA, ILLINOIS, KANSAS, KENTUCKY, MASSACHUSETTS, MARYLAND, MAINE, MINNESOTA, MISSOURI, MISSISSIPPI, MONTANA, NORTH CAROLINA, NORTH DAKOTA, NEW HAMPSHIRE, NEW JERSEY, NEW MEXICO, NEW YORK, OHIO, OKLAHOMA, OREGON, PENNSYLVANIA, RHODE ISLAND, SOUTH CAROLINA, TENNESSEE, UTAH, VIRGINIA, WASHINGTON, WISCONSIN, WEST VIRGINIA, ALASKA, MICHIGAN, DISTRICT OF COLUMBIA

SCHEDULE A STATEMENT REGARDING ACTIVITIES WITH STATEMENT 11
SUBSTANTIAL CONTRIBUTORS, TRUSTEES, DIRECTORS, CREATORS, KEY EMPLOYEES, ETC.,
PART III, LINE 2

WRI HAS GIVEN A LOAN TO ONE EMPLOYEE IN THE AMOUNT OF \$26,465. THE DURATION OF THE LOAN IS SEVEN YEARS FROM OCTOBER 23, 1997 TO SEPTEMBER 30, 2004 AT AN INTEREST RATE OF 6.16%. THE LOAN BALANCE AS OF SEPTEMBER 30, 2003 WAS \$0.00.

SCHEDULE A OTHER INCOME STATEMENT 12

DESCRIPTION	2001 AMOUNT	2000 AMOUNT	1999 AMOUNT	1998 AMOUNT
MISC. PUB. REIMBURSEMENT	112,717.	238,304.	0.	0.
OTHER REVENUE	76,171.	19,195.	125,459.	190,847.
TOTAL TO SCHEDULE A, LINE 22	188,888.	257,499.	125,459.	190,847.

Part VII Analysis of Income-Producing Activities (See page 31 of the instructions.)

Note: Enter gross amounts unless otherwise

	Unrelated business income	Excluded by section 512, 513, or 514


FORM 990 OTHER LIABILITIES STATEMENT 8

DESCRIPTION	AMOUNT
DEBT ABATEMENT	67,899.
LIABILITY UNDER CAPITAL LEASE	130,371.
FUNDS HELD FOR OTHERS	1,277,111.
TOTAL TO FORM 990, PART IV, LINE 65, COLUMN B	1,475,381.

FORM 990 PART V - LIST OF OFFICERS, DIRECTORS, TRUSTEES AND KEY EMPLOYEES STATEMENT 9

NAME AND ADDRESS	TITLE AND AVRG HRS/WK	COMPEN-SATION	EMPLOYEE BEN. PLAN CONTRIB	EXPENSE ACCOUNT
ONATHAN LASH WASHINGTON, DC	PRESIDENT 37.5	275,000.	28,353.	0.
ROBERT SANGEORGE HEVY CHASE, MD	VP EXT. RELATIONS 37.5	135,000.	17,480.	0.
MARJORIE BEANE EATHSVILLE, VA	VP ADMIN./CFO 37.5	156,000.	17,094.	0.
ELLEN HAMMOND ETHESDA, MD	VP SPECIAL PROJECTS 37.5	146,000.	19,744.	0.
PAUL FAETH ALEXANDRIA, VA	EXEC VP/MANAG DIR 37.5	160,000.	21,453.	0.
DAVID JHIARD WASHINGTON, DC	VP OF RESEARCH 37.5	58,500.	3,942.	0.
ANTON MILLER REST VA, VA	VP/INTERNAT. 22.5	88,608.	13,809.	0.

SCHEDULE A



OMB No. 1545-0047

(Form 990 or 990-EZ)

(Except Private Foundation) and Section 501(e), 501(f), 501(k),
501(n), or Section 4947(a)(1) Nonexempt Charitable Trust

2002


Department of the Treasury
Internal Revenue Service

Supplementary Information-(See separate instructions.)

▶ MUST be completed by the above organizations and attached to their Form 990 or 990-EZ

Name of the organization

WORLD RESOURCES INSTITUTE



52-1257057

Part I Compensation of the Five Highest Paid Employees Other Than Officers, Directors, and Trustees

(See page 1 of the instructions. List each one. If there are none, enter "None.")

(a) Name and address of each employee paid more than \$50,000	(b) Title and average hours per week devoted to position	(c) Compensation	(d) Contributions to employee benefit plans & deferred compensation	(e) Expense account and other allowances
ANTONIO LA VAINA ----- MARYLAND	DIR. BIO RES. 37.5	123,188.	18,234.	0.
LEON SCHIPPER ----- WASHINGTON, DC	CO-DIRECTOR 37.5	122,209.	18,149.	0.
FRANCES SEYMOUR ----- WASHINGTON, DC	DIRECTOR, IGP 37.5	132,013.	16,813.	0.
DANIEL TUNSTALL ----- MARYLAND	DIR. INFO PRO 37.5	131,470.	16,790.	0.
NANCY KETE -----	CO-DIRECTOR			

FORM 990 OTHER NOTES AND LOANS PAYABLE STATEMENT 7

LENDER'S NAME TERMS OF REPAYMENT

BANK OF AMERICA

DATE OF NOTE	MATURITY DATE	ORIGINAL LOAN AMOUNT	INTEREST RATE
	03/31/04	500,000.	6.55%

SECURITY PROVIDED BY BORROWER PURPOSE OF LOAN

RELATIONSHIP OF LENDER

DESCRIPTION OF CONSIDERATION	FMV OF CONSIDERATION	BALANCE DUE
	0.	240,221.

LENDER'S NAME TERMS OF REPAYMENT

BANK OF AMERICA

DATE OF NOTE	MATURITY DATE	ORIGINAL LOAN AMOUNT	INTEREST RATE
	04/30/03	3,000,000.	3.31%

SECURITY PROVIDED BY BORROWER PURPOSE OF LOAN

RELATIONSHIP OF LENDER

DESCRIPTION OF CONSIDERATION	FMV OF CONSIDERATION	BALANCE DUE
	0.	2,000,000.

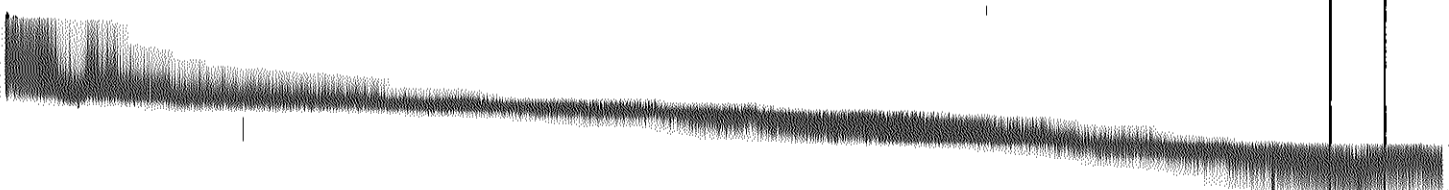
TOTAL INCLUDED ON FORM 990, PART IV, LINE 64, COLUMN B 2,240,221.

WORLD RESOURCES INSTITUTE

52-1257057 Page 2

Part III Statements About Activities (See page 2 of the instructions.)

Yes No



During the year, has the organization attempted to influence national, state, or local legislation, including any attempt to influence public opinion on a legislative matter or referendum? If "Yes," enter the total expenses paid or incurred in connection with the lobbying activities ► \$ _____ \$ _____ (Must equal amounts on line 38, Part VI-A, or line 1 of Part VI-B.)

Organizations that made an election under section 501(h) by filing Form 5768 must complete Part VI-A. Other organizations checking "Yes," must complete Part VI-B AND attach a statement giving a detailed description of the lobbying activities.

2 During the year, has the organization, either directly or indirectly, engaged in any of the following acts with any substantial contributors, trustees, directors, officers, creators, key employees, or members of their families, or with any taxable organization with which any such person is affiliated as an officer, director, trustee, majority owner, or principal beneficiary? (If the answer to any question is "Yes," attach a detailed statement explaining the transactions.) **SEE STATEMENT 11**

	1	Yes	No
a Sale, exchange, or leasing of property?			X
b Lending of money or other extension of credit?		X	
c Furnishing of goods, services, or facilities?			X
d Payment of compensation (or payment or reimbursement of expenses if more than \$1,000)? SEE PART V, FORM 990		X	
e Transfer of any part of its income or assets?			X

FORM 990 NON-GOVERNMENT SECURITIES STATEMENT 4

SECURITY DESCRIPTION	CORPORATE STOCKS	CORPORATE BONDS	OTHER PUBLICLY TRADED SECURITIES	OTHER SECURITIES	TOTAL NON-GOV'T SECURITIES
SHORT TERM INVESTMENTS				1,284,694.	1,284,694.
LIMITED LIABILITY PARTNERSHIPS				13,828,937.	13,828,937.
EQUITIES	21,761,069.				21,761,069.
TOTAL TO FORM 990, LN 54 COL B	21,761,069.			15,113,631.	36,874,700.

FORM 990 DEPRECIATION OF ASSETS NOT HELD FOR INVESTMENT STATEMENT 5

DESCRIPTION	COST OR OTHER BASIS	ACCUMULATED DEPRECIATION	BOOK VALUE
FURNITURE AND EQUIPMENT	1,532,422.	1,379,130.	153,292.
EQUIPMENT UNDER CAPITAL LEASE AGREEMENT	170,676.	45,036.	125,640.
LEASEHOLD IMPROVEMENTS	802,012.	342,377.	459,635.
ARTWORK	8,825.	0.	8,825.
TOTAL TO FORM 990, PART IV, LN 57	2,513,935.	1,766,543.	747,392.

FORM 990 OTHER ASSETS STATEMENT 6

DESCRIPTION	AMOUNT
OTHER ASSETS	25,102.
SECURITY DEPOSITS	102,056.
TOTAL TO FORM 990, PART IV, LINE 58, COLUMN B	127,158.

Part IV-A Support Schedule (Complete only if you checked a box on line 10, 11, or 12.) Use cash method of accounting.
 Note: You may use the worksheet in the instructions for converting from the accrual to the cash method of accounting.

Calendar year (or fiscal year beginning in)	(a) 2001	(b) 2000	(c) 1999	(d) 1998	(e) Total
15 Gifts, grants, and contributions received. (Do not include unusual grants. See line 28.)	17,749,984.	17,466,973.	12,330,794.	16,701,065.	64,248,816.
16 Membership fees received					
17 Gross receipts from admissions, merchandise sold or services performed, or furnishing of facilities in any activity that is related to the organization's charitable, etc., purpose					
18 Gross income from interest, dividends, amounts received from payments on securities loans (section 512(a)(5)), rents, royalties, and unrelated business taxable income (less section 511 taxes) from businesses acquired by the organization after June 30, 1975	345,888.	506,657.	1,945,998.	1,842,568.	4,641,111.
19 Net income from unrelated business activities not included in line 18					
20 Tax revenues levied for the organization's benefit and either paid to it or expended on its behalf					
21 The value of services or facilities furnished to the organization by a governmental unit without charge. Do not include the value of services or facilities generally furnished to the public without charge					
22 Other income. Attach a schedule. Do not include gain or (loss) from sale of capital assets	188,888.	257,499.	SEE STATEMENT 12	190,847.	762,693.
23 Total of lines 15 through 22	18,284,760.	18,231,129.	14,402,251.	18,734,480.	69,652,620.
24 Line 23 minus line 17	18,284,760.	18,231,129.	14,402,251.	18,734,480.	69,652,620.
25 Enter 1% of line 23	182,848.	182,311.	144,023.	187,345.	
26 Organizations described on lines 10 or 11: a Enter 2% of amount in column (e), line 24					26a 1,393,052.
b Prepare a list for your records to show the name of and amount contributed by each person (other than a governmental unit or publicly supported organization) whose total gifts for 1998 through 2001 exceeded the amount shown in line 26a. Do not file this list with your return. Enter the sum of all these excess amounts					26b 10,530,692.
c Total support for section 509(a)(1) test: Enter line 24, column (e)					26c 69,652,620.
d Add: Amounts from column (e) for lines: 18 4,641,111. 19 22 762,693. 26b 10,530,692.					26d 15,934,496.
e Public support (line 26c minus line 26d total)					26e 53,718,124.
f Public support percentage (line 26e (numerator) divided by line 26c (denominator))					26f 77.1229%
27 Organizations described on line 12: a For amounts included in lines 15, 16, and 17 that were received from a "disqualified person," prepare a list for your records to show the name of, and total amounts received in each year from, each "disqualified person." Do not file this list with your return. Enter the sum of such amounts for each year: N/A					
(2001) (2000) (1999) (1998)					
b For any amount included in line 17 that was received from each person (other than "disqualified persons"), prepare a list for your records to show the name of, and amount received for each year, that was more than the larger of (1) the amount on line 25 for the year or (2) \$5,000. (Include in the list organizations described in lines 5 through 11, as well as individuals.) Do not file this list with your return. After computing the difference between the amount received and the larger amount described in (1) or (2), enter the sum of these differences (the excess amounts) for each year: N/A					
(2001) (2000) (1999) (1998)					
c Add: Amounts from column (e) for lines: 15 16 17 20 21					27c N/A
d Add: Line 27a total and line 27b total					27d N/A
e Public support (line 27c total minus line 27d total)					27e N/A
f Total support for section 509(a)(2) test: Enter amount on line 23, column (e)					27f N/A
g Public support percentage (line 27e (numerator) divided by line 27f (denominator))					27g N/A %
h Investment income percentage (line 18, column (e) (numerator) divided by line 27f (denominator))					27h N/A %
28 Unusual Grants: For an organization described in line 10, 11, or 12 that received any unusual grants during 1998 through 2001, prepare a list for your records to show, for each year, the name of the contributor, the date and amount of the grant, and a brief description of the nature of the grant. Do not file this list with your return. Do not include these grants in line 15.					NONE

FORM 990 GAIN (LOSS) FROM PUBLICLY TRADED SECURITIES STATEMENT 1

DESCRIPTION	GROSS SALES PRICE	COST OR OTHER BASIS	EXPENSE OF SALE	NET GAIN OR (LOSS)
SALE OF INVESTMENTS	14,534,655.	15,073,634.	0.	<538,979.>
TOTAL TO FORM 990, PART I, LINE 8	14,534,655.	15,073,634.	0.	<538,979.>

FORM 990 OTHER CHANGES IN NET ASSETS OR FUND BALANCES STATEMENT 2

DESCRIPTION	AMOUNT
UNREALIZED GAIN ON INVESTMENTS	6,753,880.
TOTAL TO FORM 990, PART I, LINE 20	6,753,880.

FORM 990 OTHER EXPENSES STATEMENT 3

DESCRIPTION	(A) TOTAL	(B) PROGRAM SERVICES	(C) MANAGEMENT AND GENERAL	(D) FUNDRAISING
COMMUNICATION EXPENSES	145,181.	122,555.		22,626.
INST. COOP AGREEMENTS/SUBGRANTS	3,620,414.	3,620,414.		
OTHER DIRECT EXPENSES	694,556.	278,648.	377,873.	38,035.
LIBRARY AND INFORMATION SERVICES	112,396.	103,933.		8,463.
INDIRECT SALARIES AND BENEFITS	559,138.	517,035.		42,103.
OTHER EXPENSES	47,016.	<85,493.>	84,594.	47,915.
BANK CHARGES	927.			927.
RESEARCH EXPENSES	202,960.			202,960.
TOTAL TO FORM 990, LN 43	5,382,588.	4,557,092.	462,467.	363,029.

Part V Private School Questionnaire (See page 7 of the instructions.) N/A
(To be completed ONLY by schools that checked the box on line 6 in Part IV)

<p>29 Does the organization have a racially nondiscriminatory policy toward students by statement in its charter, bylaws, other governing instrument, or in a resolution of its governing body?</p>	29	
<p>30 Does the organization include a statement of its racially nondiscriminatory policy toward students in all its brochures, catalogues, and other written communications with the public dealing with student admissions, programs, and scholarships?</p>	30	
<p>31 Has the organization publicized its racially nondiscriminatory policy through newspaper or broadcast media during the period of solicitation for students, or during the registration period if it has no solicitation program, in a way that makes the policy known to all parts of the general community it serves?</p> <p>If "Yes," please describe; if "No," please explain. (If you need more space, attach a separate statement.)</p> <p>.....</p> <p>.....</p>	31	
<p>32 Does the organization maintain the following:</p> <p>a Records indicating the racial composition of the student body, faculty, and administrative staff?</p> <p>b Records documenting that scholarships and other financial assistance are awarded on a racially nondiscriminatory basis?</p> <p>c Copies of all catalogues, brochures, announcements, and other written communications to the public dealing with student admissions, programs, and scholarships?</p> <p>d Copies of all material used by the organization or on its behalf to solicit contributions?</p> <p>If you answered "No" to any of the above, please explain. (If you need more space, attach a separate statement.)</p> <p>.....</p>	32a 32b 32c 32d	
<p>33 Does the organization discriminate by race in any way with respect to:</p> <p>a Students' rights or privileges?</p> <p>b Admissions policies?</p> <p>c Employment of faculty or administrative staff?</p> <p>d Scholarships or other financial assistance?</p> <p>e Educational policies?</p> <p>f Use of facilities?</p> <p>g Athletic programs?</p> <p>h Other extracurricular activities?</p> <p>If you answered "Yes" to any of the above, please explain. (If you need more space, attach a separate statement.)</p> <p>.....</p>	33a 33b 33c 33d 33e 33f 33g 33h	
<p>34 a Does the organization receive any financial aid or assistance from a governmental agency?</p> <p>b Has the organization's right to such aid ever been revoked or suspended?</p> <p>If you answered "Yes" to either 34a or b, please explain using an attached statement.</p>	34a 34b	
<p>35 Does the organization certify that it has complied with the applicable requirements of sections 4.01 through 4.05 of Rev. Proc. 75-50, 1975-2 C.B. 587, covering racial nondiscrimination? If "No," attach an explanation</p>	35	

Date Acquired	Method	Life	Line No.	Unadjusted Cost Or Basis	Bus % Excl	Reduction In Basis	Basis For Depreciation	Accumulated Depreciation	Current Sec 179	Amount Of Depreciation
		.000	16	1532422.			1532422.	1162508.		16,622.
		.000	16	170,676.			170,676.	13,901.		31,135.
ITS		.000	16	802,012.			802,012.	258,748.		83,629.
		.000	16	8,625.			8,625.			0.
				2513935.		0.	2513935.	1435157.	0.	31,386.

(D) - Asset disposed

* ITC, Section 179, Salvage, HR 3090, Commercial Revitalizat

Deduction

Lobbying Expenditures by Electing Public Charities (See page 9 of the instructions.)

(To be completed ONLY by an eligible organization that filed Form 5760)

Limits on Lobbying Expenditures

(The term "expenditures" means amounts paid or incurred.)

		Affiliated group totals	To be completed for ALL electing organizations												
		N/A													
36	Total lobbying expenditures to influence public opinion (grassroots lobbying)														
37	Total lobbying expenditures to influence a legislative body (direct lobbying)														
38	Total lobbying expenditures (add lines 36 and 37)														
39	Other exempt purpose expenditures														
40	Total exempt purpose expenditures (add lines 38 and 39)														
41	Lobbying nontaxable amount. Enter the amount from the following table -														
	<table border="0"> <tr> <td>If the amount on line 40 is -</td> <td>The lobbying nontaxable amount is -</td> </tr> <tr> <td>Not over \$500,000</td> <td>20% of the amount on line 40</td> </tr> <tr> <td>Over \$500,000 but not over \$1,000,000</td> <td>\$100,000 plus 15% of the excess over \$500,000</td> </tr> <tr> <td>Over \$1,000,000 but not over \$1,500,000</td> <td>\$175,000 plus 10% of the excess over \$1,000,000</td> </tr> <tr> <td>Over \$1,500,000 but not over \$17,000,000</td> <td>\$225,000 plus 5% of the excess over \$1,500,000</td> </tr> <tr> <td>Over \$17,000,000</td> <td>\$1,000,000</td> </tr> </table>	If the amount on line 40 is -	The lobbying nontaxable amount is -	Not over \$500,000	20% of the amount on line 40	Over \$500,000 but not over \$1,000,000	\$100,000 plus 15% of the excess over \$500,000	Over \$1,000,000 but not over \$1,500,000	\$175,000 plus 10% of the excess over \$1,000,000	Over \$1,500,000 but not over \$17,000,000	\$225,000 plus 5% of the excess over \$1,500,000	Over \$17,000,000	\$1,000,000		
If the amount on line 40 is -	The lobbying nontaxable amount is -														
Not over \$500,000	20% of the amount on line 40														
Over \$500,000 but not over \$1,000,000	\$100,000 plus 15% of the excess over \$500,000														
Over \$1,000,000 but not over \$1,500,000	\$175,000 plus 10% of the excess over \$1,000,000														
Over \$1,500,000 but not over \$17,000,000	\$225,000 plus 5% of the excess over \$1,500,000														
Over \$17,000,000	\$1,000,000														
42	Grassroots nontaxable amount (enter 25% of line 41)														
43	Subtract line 42 from line 36. Enter -0- if line 42 is more than line 36														
44	Subtract line 41 from line 38. Enter -0- if line 41 is more than line 38														

Caution: If there is an amount on either line 43 or line 44, you must file Form 4720.

4-Year Averaging Period Under Section 501(h)

(Some organizations that made a section 501(h) election do not have to complete all of the five columns below. See the instructions for lines 45 through 50 on page 11 of the instructions.)

Calendar year (or fiscal year beginning in)	Lobbying Expenditures During 4-Year Averaging Period				N/A (e) Total
	(a) 2002	(b) 2001	(c) 2000	(d) 1999	
45	Lobbying nontaxable amount				0.
46	Lobbying ceiling amount (150% of line 45(e))				0.
47	Total lobbying expenditures				0.
48	Grassroots nontaxable amount				0.
49	Grassroots ceiling amount (150% of line 48(e))				0.
50	Grassroots lobbying				

