




TWILIGHT AT HOME

1. Print out these pictures onto card, or stick onto a cereal box.
2. Colour in the pictures or glue on different materials, like tin foil or fabric.
3. Carefully cut around the thicker lines.
4. Fold the dotted lines to make the pictures stand up.

The Fitzwilliam Museum has real Tudor armour in its collection.

Visit its website for details and for more fun activities:
fitzwilliam.cam.ac.uk



KNIGHT AT THE MUSEUM
**CUT AND
COLOUR
DIORAMA**